

Scaled data based on original data using
LM-79-08 Approved Method: Electrical and Photometric Measurements of Solid-
State Lighting Products

Test Report Prepared for
Cooper Lighting Solutions
(formerly Eaton)

Brand: LUMIERE

Report Number: G2-2410-241-5

Luminaire Tested: **1235C-##-#-4LEDG2-120/12-CS**

Test Date: 2024-10-09

Test Information

Test Method: LM-79-08
Report Number: G2-2410-241-5
Test Lab: Cooper Lighting Solutions
Test Date: 2024-10-09
Issue Date: 10/9/2024
Manufacturer: COOPER LIGHTING SOLUTIONS (FORMERLY EATON)
Product Line: LUMIERE
Catalog Number: 1235C-##-#-4LEDG2-120/12-CS
Description: Rio 1235, cross face, frosted lens
Light Source: -
Ballast/Driver: -

Summary

Lumens per Lamp: N/A
Luminaire Lumens: 105.8 lumens
Efficiency: N/A
Efficacy: 18.1 lumens/watt
Luminous Opening: Vertical Circle Facing Photometric Horizontal (Dia: 0.33')
IES Classification: Type - Short
BUG Rating: B0 - U2 - G1

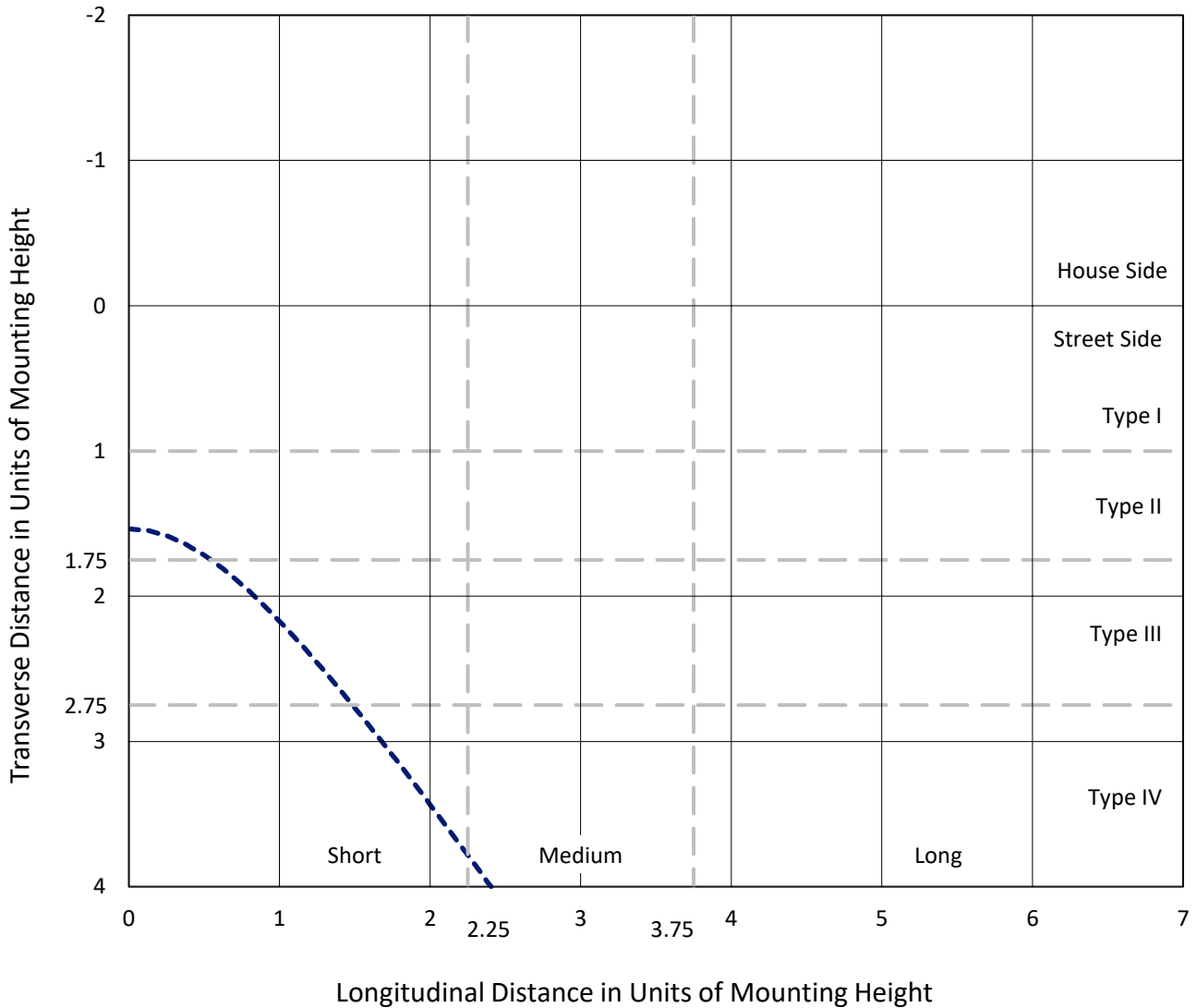
Input Watts (W): 5.84
Input Voltage (V): 120.0
Input Current (Ain): 0.0751
Voltage Rise (V): NR
Power Factor: 0.6485
Total Harmonic Distortion (THDi): 116%
Frequency (hertz): 60
Stabilization Time: 0.333 HR
Operation Time: 3 HR
Ambient Temperature (°C): 24.7
Test Distance: 28.75 FT



REPORT NUMBER: G2-2410-241-5
 CATALOG NUMBER: 1235C-##-#-4LEDG2-120/12-CS

Iso-Footcandle Lines of Horizontal Illumination

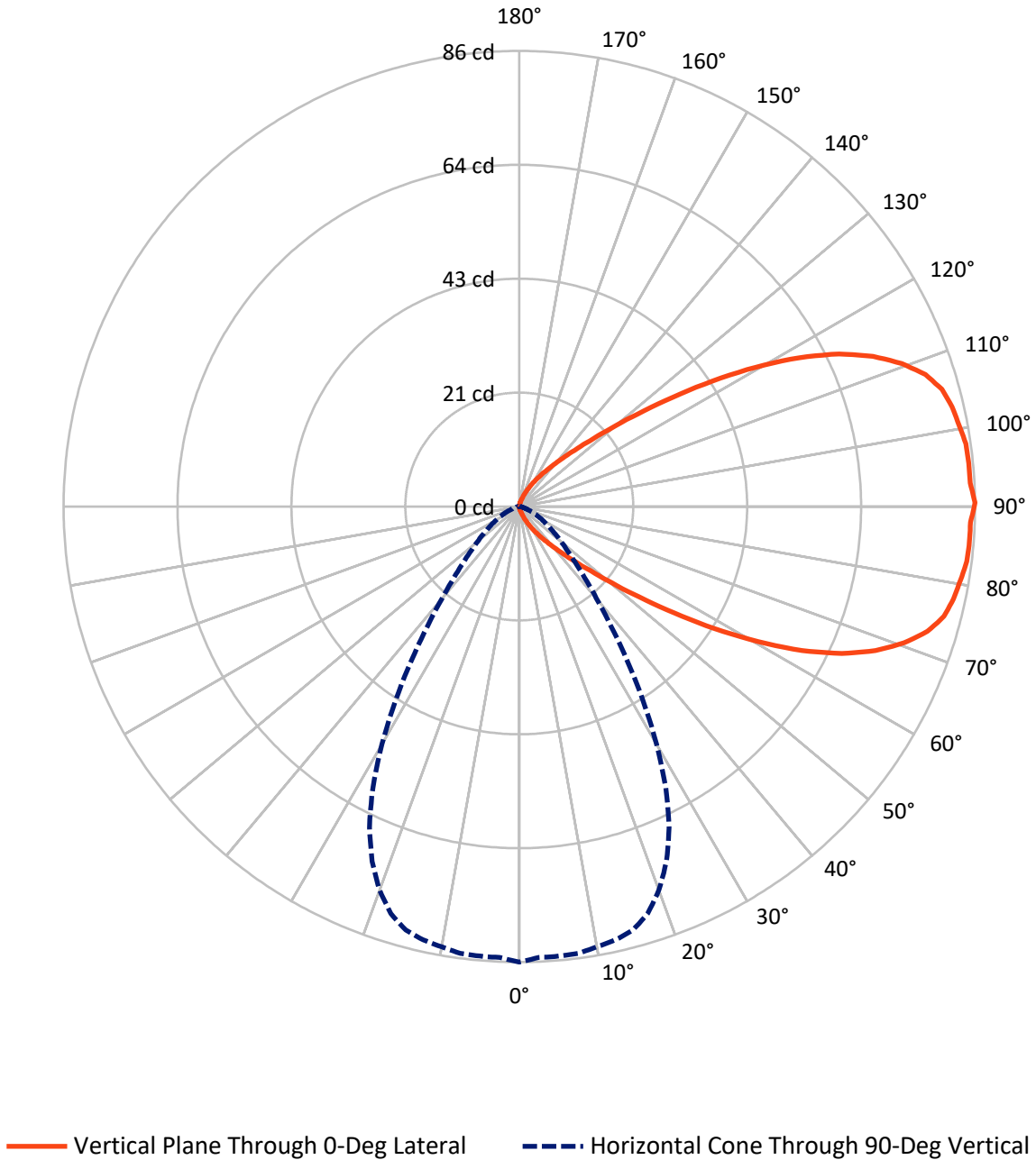
× Max cd
 - - - 1/2 Max cd



Based on 25 foot mounting height. Maximum calculated value = 0 fc
 Type - Short - N/A

REPORT NUMBER: G2-2410-241-5
CATALOG NUMBER: 1235C-##-#-4LEDG2-120/12-CS

Luminous Intensity Polar Plot



REPORT NUMBER: G2-2410-241-5
 CATALOG NUMBER: 1235C-##-#-4LEDG2-120/12-CS

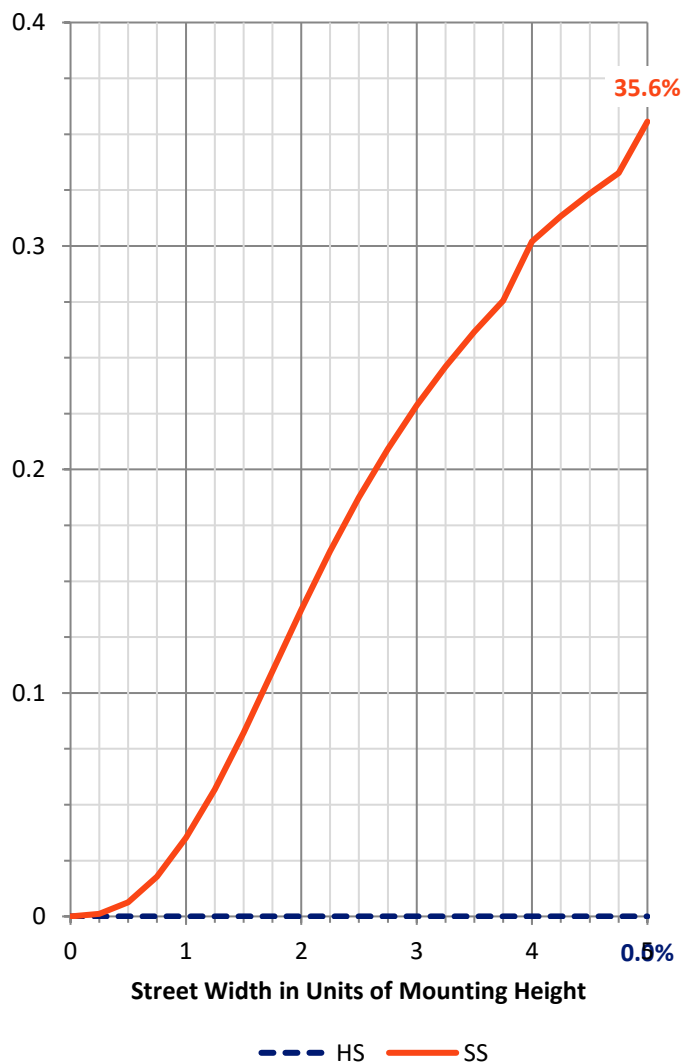
FLUX DISTRIBUTION:

		Downward	Upward	Total
House Side	Lumens	0.0	0.0	0.0
	% Fixture	0.0	0.0	0.0
Street Side	Lumens	52.9	52.9	105.8
	% Fixture	50.0	50.0	100.0
Total	Lumens	52.9	52.9	105.8
	% Fixture	50.0	50.0	100.0

ZONAL LUMENS:

Zone	Lumens	% Fixture
0°-10°	0.0	0.0
10°-20°	0.1	0.1
20°-30°	0.4	0.3
30°-40°	1.0	1.0
40°-50°	2.4	2.3
50°-60°	5.5	5.2
60°-70°	10.7	10.1
70°-80°	15.3	14.5
80°-90°	17.6	16.6
90°-100°	17.6	16.6
100°-110°	15.3	14.5
110°-120°	10.7	10.1
120°-130°	5.5	5.2
130°-140°	2.4	2.3
140°-150°	1.0	1.0
150°-160°	0.4	0.3
160°-170°	0.1	0.1
170°-180°	0.0	0.0
0°-90°	52.9	50.0
0°-180°	105.8	100.0

Coefficient of Utilization

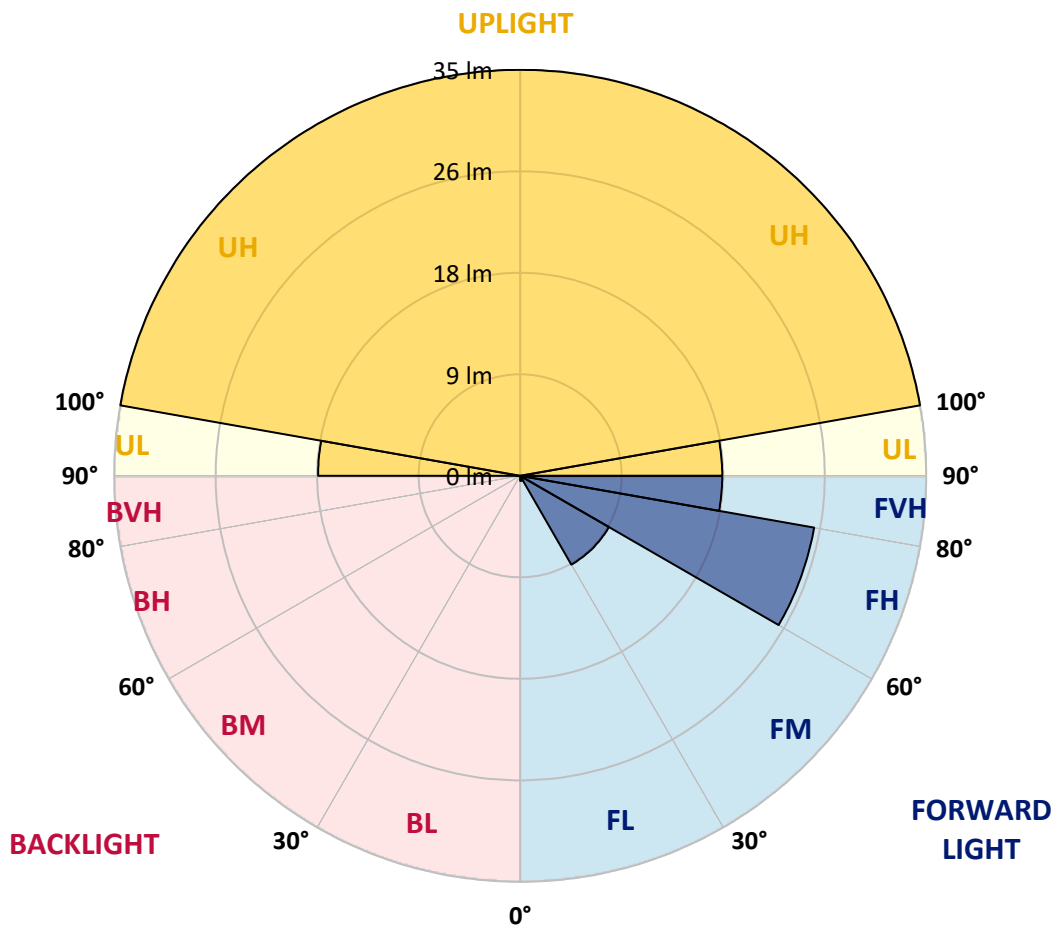


REPORT NUMBER: G2-2410-241-5
 CATALOG NUMBER: 1235C-##-#-4LEDG2-120/12-CS

LUMINAIRE CLASSIFICATION SYSTEM LUMEN TABLE AND BUG RATING:

Zone	Lumens	% Fixture	Zone Rating/Lumen Limit		
			B	U	G
FL (0°-30°)	0.4	0.4			
FM (30°-60°)	8.9	8.4			
FH (60°-80°)	26.0	24.5			G0/660
FVH (80°-90°)	17.6	16.6			G1/100
BL (0°-30°)	0.0	0.0	B0/110		
BM (30°-60°)	0.0	0.0	B0/220		
BH (60°-80°)	0.0	0.0	B0/110		G0/110
BVH (80°-90°)	0.0	0.0			G0/10
UL (90°-100°)	17.6	16.6		U2/50	
UH (100°-180°)	35.3	33.4		U2/50	

BUG Rating: B0-U2-G1
 Type Short





REPORT NUMBER: G2-2410-241-5

CATALOG NUMBER: 1235C-##-#-4LEDG2-120/12-CS

CANDELA DISTRIBUTION (FULL):

	0°	2.5°	5°	7.5°	10°	12.5°	15°	17.5°	20°	22.5°	25°
0°	0.0	0.0	0.0	0.0	0.0	0.0	0.0	0.0	0.0	0.0	0.0
2.5°	0.1	0.1	0.1	0.1	0.1	0.1	0.1	0.1	0.1	0.1	0.1
5°	0.2	0.2	0.2	0.2	0.2	0.2	0.2	0.2	0.2	0.2	0.2
7.5°	0.3	0.3	0.3	0.3	0.3	0.3	0.3	0.3	0.3	0.3	0.3
10°	0.5	0.5	0.5	0.5	0.5	0.5	0.5	0.5	0.5	0.4	0.4
12.5°	0.7	0.7	0.7	0.7	0.7	0.7	0.7	0.7	0.6	0.6	0.6
15°	0.9	0.9	0.9	0.9	0.9	0.9	0.9	0.8	0.8	0.8	0.8
17.5°	1.3	1.3	1.3	1.3	1.3	1.2	1.2	1.2	1.1	1.1	1.0
20°	1.7	1.7	1.7	1.7	1.6	1.6	1.6	1.5	1.5	1.4	1.4
22.5°	2.4	2.4	2.4	2.3	2.3	2.2	2.2	2.1	2.0	1.9	1.8
25°	3.1	3.1	3.1	3.0	3.0	2.9	2.8	2.8	2.7	2.5	2.4
27.5°	3.9	3.9	3.9	3.8	3.8	3.7	3.6	3.5	3.3	3.2	3.0
30°	4.9	4.9	4.8	4.8	4.7	4.6	4.5	4.3	4.1	3.9	3.7
32.5°	5.9	5.9	5.8	5.8	5.7	5.6	5.4	5.2	5.0	4.8	4.6
35°	7.1	7.1	7.0	6.9	6.8	6.6	6.4	6.2	6.0	5.7	5.4
37.5°	8.5	8.5	8.4	8.3	8.1	7.9	7.7	7.4	7.0	6.7	6.4
40°	10.2	10.2	10.1	9.9	9.7	9.4	9.1	8.7	8.3	7.9	7.5
42.5°	12.2	12.2	12.0	11.8	11.6	11.2	10.8	10.3	9.8	9.3	8.7
45°	14.8	14.8	14.6	14.3	13.9	13.4	12.8	12.2	11.5	10.8	10.1
47.5°	18.1	18.1	17.8	17.4	16.9	16.2	15.3	14.5	13.6	12.7	11.7
50°	22.5	22.5	22.0	21.5	20.7	19.7	18.5	17.4	16.2	14.9	13.7
52.5°	28.2	28.2	27.6	26.8	25.6	24.2	22.6	21.0	19.3	17.6	16.1
55°	35.2	35.2	34.3	33.3	31.8	29.9	27.7	25.6	23.3	21.1	18.9
57.5°	43.2	43.2	42.1	40.8	38.9	36.6	33.9	31.1	28.2	25.2	22.2
60°	51.5	51.5	50.3	48.7	46.6	43.9	40.9	37.4	33.7	30.0	26.4
62.5°	59.5	59.2	58.2	56.5	54.3	51.5	48.0	44.1	39.9	35.3	31.0
65°	66.5	66.2	65.2	63.6	61.4	58.6	55.0	50.9	46.2	41.1	35.9
67.5°	72.1	71.8	70.9	69.5	67.6	64.9	61.4	57.2	52.3	46.9	41.1
70°	76.6	76.3	75.5	74.2	72.5	70.0	66.9	62.8	57.9	52.3	46.2
72.5°	80.1	79.9	79.1	78.0	76.6	74.1	71.2	67.5	62.8	57.2	50.9
75°	82.3	82.1	81.6	80.8	79.5	77.4	74.6	71.2	66.9	61.4	55.0
77.5°	83.3	83.2	82.9	82.5	81.5	80.0	77.4	74.1	70.0	64.9	58.6
80°	83.9	83.8	83.6	83.3	82.7	81.5	79.5	76.6	72.5	67.6	61.4
82.5°	84.6	84.5	84.2	83.8	83.3	82.5	80.8	78.0	74.2	69.5	63.6
85°	84.7	84.7	84.6	84.2	83.6	82.9	81.6	79.1	75.5	70.9	65.2
87.5°	84.7	84.7	84.7	84.5	83.8	83.2	82.1	79.9	76.3	71.8	66.2
90°	85.5	84.7	84.7	84.6	83.9	83.3	82.3	80.1	76.6	72.1	66.5
92.5°	84.7	84.7	84.7	84.5	83.8	83.2	82.1	79.9	76.3	71.8	66.2
95°	84.7	84.7	84.6	84.2	83.6	82.9	81.6	79.1	75.5	70.9	65.2
97.5°	84.6	84.5	84.2	83.8	83.3	82.5	80.8	78.0	74.2	69.5	63.6
100°	83.9	83.8	83.6	83.3	82.7	81.5	79.5	76.6	72.5	67.6	61.4
102.5°	83.3	83.2	82.9	82.5	81.5	80.0	77.4	74.1	70.0	64.9	58.6
105°	82.3	82.1	81.6	80.8	79.5	77.4	74.6	71.2	66.9	61.4	55.0
107.5°	80.1	79.9	79.1	78.0	76.6	74.1	71.2	67.5	62.8	57.2	50.9
110°	76.6	76.3	75.5	74.2	72.5	70.0	66.9	62.8	57.9	52.3	46.2



REPORT NUMBER: G2-2410-241-5
 CATALOG NUMBER: 1235C-##-#-4LEDG2-120/12-CS

CANDELA DISTRIBUTION (continued):

	0°	2.5°	5°	7.5°	10°	12.5°	15°	17.5°	20°	22.5°	25°
112.5°	72.1	71.8	70.9	69.5	67.6	64.9	61.4	57.2	52.3	46.9	41.1
115°	66.5	66.2	65.2	63.6	61.4	58.6	55.0	50.9	46.2	41.1	35.9
117.5°	59.5	59.2	58.2	56.5	54.3	51.5	48.0	44.1	39.9	35.3	31.0
120°	51.5	51.5	50.3	48.7	46.6	43.9	40.9	37.4	33.7	30.0	26.4
122.5°	43.2	43.2	42.1	40.8	38.9	36.6	33.9	31.1	28.2	25.2	22.2
125°	35.2	35.2	34.3	33.3	31.8	29.9	27.7	25.6	23.3	21.1	18.9
127.5°	28.2	28.2	27.6	26.8	25.6	24.2	22.6	21.0	19.3	17.6	16.1
130°	22.5	22.5	22.0	21.5	20.7	19.7	18.5	17.4	16.2	14.9	13.7
132.5°	18.1	18.1	17.8	17.4	16.9	16.2	15.3	14.5	13.6	12.7	11.7
135°	14.8	14.8	14.6	14.3	13.9	13.4	12.8	12.2	11.5	10.8	10.1
137.5°	12.2	12.2	12.0	11.8	11.6	11.2	10.8	10.3	9.8	9.3	8.7
140°	10.2	10.2	10.1	9.9	9.7	9.4	9.1	8.7	8.3	7.9	7.5
142.5°	8.5	8.5	8.4	8.3	8.1	7.9	7.7	7.4	7.0	6.7	6.4
145°	7.1	7.1	7.0	6.9	6.8	6.6	6.4	6.2	6.0	5.7	5.4
147.5°	5.9	5.9	5.8	5.8	5.7	5.6	5.4	5.2	5.0	4.8	4.6
150°	4.9	4.9	4.8	4.8	4.7	4.6	4.5	4.3	4.1	3.9	3.7
152.5°	3.9	3.9	3.9	3.8	3.8	3.7	3.6	3.5	3.3	3.2	3.0
155°	3.1	3.1	3.1	3.0	3.0	2.9	2.8	2.8	2.7	2.5	2.4
157.5°	2.4	2.4	2.4	2.3	2.3	2.2	2.2	2.1	2.0	1.9	1.8
160°	1.7	1.7	1.7	1.7	1.6	1.6	1.6	1.5	1.5	1.4	1.4
162.5°	1.3	1.3	1.3	1.3	1.3	1.2	1.2	1.2	1.1	1.1	1.0
165°	0.9	0.9	0.9	0.9	0.9	0.9	0.9	0.8	0.8	0.8	0.8
167.5°	0.7	0.7	0.7	0.7	0.7	0.7	0.7	0.7	0.6	0.6	0.6
170°	0.5	0.5	0.5	0.5	0.5	0.5	0.5	0.5	0.5	0.4	0.4
172.5°	0.3	0.3	0.3	0.3	0.3	0.3	0.3	0.3	0.3	0.3	0.3
175°	0.2	0.2	0.2	0.2	0.2	0.2	0.2	0.2	0.2	0.2	0.2
177.5°	0.1	0.1	0.1	0.1	0.1	0.1	0.1	0.1	0.1	0.1	0.1
180°	0.0	0.0	0.0	0.0	0.0	0.0	0.0	0.0	0.0	0.0	0.0



REPORT NUMBER: G2-2410-241-5

CATALOG NUMBER: 1235C-##-#-4LEDG2-120/12-CS

CANDELA DISTRIBUTION (continued):

	27.5°	30°	32.5°	35°	37.5°	40°	42.5°	45°	47.5°	50°	52.5°
0°	0.0	0.0	0.0	0.0	0.0	0.0	0.0	0.0	0.0	0.0	0.0
2.5°	0.1	0.1	0.1	0.1	0.1	0.1	0.1	0.1	0.1	0.1	0.1
5°	0.2	0.2	0.2	0.2	0.2	0.2	0.1	0.1	0.1	0.1	0.1
7.5°	0.3	0.3	0.3	0.2	0.2	0.2	0.2	0.2	0.2	0.2	0.2
10°	0.4	0.4	0.4	0.4	0.3	0.3	0.3	0.3	0.3	0.3	0.2
12.5°	0.6	0.6	0.5	0.5	0.5	0.5	0.4	0.4	0.4	0.3	0.3
15°	0.8	0.7	0.7	0.7	0.6	0.6	0.6	0.5	0.5	0.5	0.4
17.5°	1.0	0.9	0.9	0.8	0.8	0.8	0.7	0.7	0.6	0.6	0.5
20°	1.3	1.3	1.2	1.1	1.0	0.9	0.9	0.8	0.8	0.7	0.7
22.5°	1.7	1.6	1.5	1.4	1.3	1.2	1.1	1.0	0.9	0.8	0.8
25°	2.3	2.1	1.9	1.8	1.6	1.5	1.4	1.3	1.2	1.0	0.9
27.5°	2.9	2.7	2.5	2.3	2.1	1.9	1.7	1.5	1.4	1.3	1.1
30°	3.5	3.3	3.1	2.9	2.6	2.4	2.2	1.9	1.7	1.5	1.3
32.5°	4.3	4.0	3.7	3.5	3.2	2.9	2.6	2.4	2.1	1.8	1.6
35°	5.1	4.8	4.5	4.1	3.8	3.4	3.1	2.8	2.5	2.2	1.8
37.5°	6.0	5.6	5.3	4.9	4.5	4.0	3.6	3.3	2.9	2.6	2.2
40°	7.0	6.5	6.1	5.6	5.2	4.7	4.2	3.8	3.3	2.9	2.6
42.5°	8.1	7.6	7.0	6.4	5.9	5.4	4.8	4.3	3.8	3.3	2.9
45°	9.4	8.7	8.0	7.3	6.7	6.0	5.5	4.9	4.3	3.8	3.3
47.5°	10.9	10.0	9.1	8.3	7.5	6.8	6.1	5.5	4.8	4.2	3.6
50°	12.5	11.4	10.4	9.4	8.5	7.6	6.8	6.0	5.4	4.7	4.0
52.5°	14.5	13.1	11.8	10.6	9.5	8.5	7.5	6.7	5.9	5.2	4.5
55°	16.9	15.0	13.4	11.9	10.6	9.4	8.3	7.3	6.4	5.6	4.9
57.5°	19.7	17.3	15.3	13.4	11.8	10.4	9.1	8.0	7.0	6.1	5.3
60°	22.9	20.0	17.3	15.0	13.1	11.4	10.0	8.7	7.6	6.5	5.6
62.5°	26.8	22.9	19.7	16.9	14.5	12.5	10.9	9.4	8.1	7.0	6.0
65°	31.0	26.4	22.2	18.9	16.1	13.7	11.7	10.1	8.7	7.5	6.4
67.5°	35.3	30.0	25.2	21.1	17.6	14.9	12.7	10.8	9.3	7.9	6.7
70°	39.9	33.7	28.2	23.3	19.3	16.2	13.6	11.5	9.8	8.3	7.0
72.5°	44.1	37.4	31.1	25.6	21.0	17.4	14.5	12.2	10.3	8.7	7.4
75°	48.0	40.9	33.9	27.7	22.6	18.5	15.3	12.8	10.8	9.1	7.7
77.5°	51.5	43.9	36.6	29.9	24.2	19.7	16.2	13.4	11.2	9.4	7.9
80°	54.3	46.6	38.9	31.8	25.6	20.7	16.9	13.9	11.6	9.7	8.1
82.5°	56.5	48.7	40.8	33.3	26.8	21.5	17.4	14.3	11.8	9.9	8.3
85°	58.2	50.3	42.1	34.3	27.6	22.0	17.8	14.6	12.0	10.1	8.4
87.5°	59.2	51.5	43.2	35.2	28.2	22.5	18.1	14.8	12.2	10.2	8.5
90°	59.5	51.5	43.2	35.2	28.2	22.5	18.1	14.8	12.2	10.2	8.5
92.5°	59.2	51.5	43.2	35.2	28.2	22.5	18.1	14.8	12.2	10.2	8.5
95°	58.2	50.3	42.1	34.3	27.6	22.0	17.8	14.6	12.0	10.1	8.4
97.5°	56.5	48.7	40.8	33.3	26.8	21.5	17.4	14.3	11.8	9.9	8.3
100°	54.3	46.6	38.9	31.8	25.6	20.7	16.9	13.9	11.6	9.7	8.1
102.5°	51.5	43.9	36.6	29.9	24.2	19.7	16.2	13.4	11.2	9.4	7.9
105°	48.0	40.9	33.9	27.7	22.6	18.5	15.3	12.8	10.8	9.1	7.7
107.5°	44.1	37.4	31.1	25.6	21.0	17.4	14.5	12.2	10.3	8.7	7.4
110°	39.9	33.7	28.2	23.3	19.3	16.2	13.6	11.5	9.8	8.3	7.0



REPORT NUMBER: G2-2410-241-5

CATALOG NUMBER: 1235C-##-#-4LEDG2-120/12-CS

CANDELA DISTRIBUTION (continued):

	27.5°	30°	32.5°	35°	37.5°	40°	42.5°	45°	47.5°	50°	52.5°
112.5°	35.3	30.0	25.2	21.1	17.6	14.9	12.7	10.8	9.3	7.9	6.7
115°	31.0	26.4	22.2	18.9	16.1	13.7	11.7	10.1	8.7	7.5	6.4
117.5°	26.8	22.9	19.7	16.9	14.5	12.5	10.9	9.4	8.1	7.0	6.0
120°	22.9	20.0	17.3	15.0	13.1	11.4	10.0	8.7	7.6	6.5	5.6
122.5°	19.7	17.3	15.3	13.4	11.8	10.4	9.1	8.0	7.0	6.1	5.3
125°	16.9	15.0	13.4	11.9	10.6	9.4	8.3	7.3	6.4	5.6	4.9
127.5°	14.5	13.1	11.8	10.6	9.5	8.5	7.5	6.7	5.9	5.2	4.5
130°	12.5	11.4	10.4	9.4	8.5	7.6	6.8	6.0	5.4	4.7	4.0
132.5°	10.9	10.0	9.1	8.3	7.5	6.8	6.1	5.5	4.8	4.2	3.6
135°	9.4	8.7	8.0	7.3	6.7	6.0	5.5	4.9	4.3	3.8	3.3
137.5°	8.1	7.6	7.0	6.4	5.9	5.4	4.8	4.3	3.8	3.3	2.9
140°	7.0	6.5	6.1	5.6	5.2	4.7	4.2	3.8	3.3	2.9	2.6
142.5°	6.0	5.6	5.3	4.9	4.5	4.0	3.6	3.3	2.9	2.6	2.2
145°	5.1	4.8	4.5	4.1	3.8	3.4	3.1	2.8	2.5	2.2	1.8
147.5°	4.3	4.0	3.7	3.5	3.2	2.9	2.6	2.4	2.1	1.8	1.6
150°	3.5	3.3	3.1	2.9	2.6	2.4	2.2	1.9	1.7	1.5	1.3
152.5°	2.9	2.7	2.5	2.3	2.1	1.9	1.7	1.5	1.4	1.3	1.1
155°	2.3	2.1	1.9	1.8	1.6	1.5	1.4	1.3	1.2	1.0	0.9
157.5°	1.7	1.6	1.5	1.4	1.3	1.2	1.1	1.0	0.9	0.8	0.8
160°	1.3	1.3	1.2	1.1	1.0	0.9	0.9	0.8	0.8	0.7	0.7
162.5°	1.0	0.9	0.9	0.8	0.8	0.8	0.7	0.7	0.6	0.6	0.5
165°	0.8	0.7	0.7	0.7	0.6	0.6	0.6	0.5	0.5	0.5	0.4
167.5°	0.6	0.6	0.5	0.5	0.5	0.5	0.4	0.4	0.4	0.3	0.3
170°	0.4	0.4	0.4	0.4	0.3	0.3	0.3	0.3	0.3	0.3	0.2
172.5°	0.3	0.3	0.3	0.2	0.2	0.2	0.2	0.2	0.2	0.2	0.2
175°	0.2	0.2	0.2	0.2	0.2	0.2	0.1	0.1	0.1	0.1	0.1
177.5°	0.1	0.1	0.1	0.1	0.1	0.1	0.1	0.1	0.1	0.1	0.1
180°	0.0	0.0	0.0	0.0	0.0	0.0	0.0	0.0	0.0	0.0	0.0



REPORT NUMBER: G2-2410-241-5
 CATALOG NUMBER: 1235C-##-#-4LEDG2-120/12-CS

CANDELA DISTRIBUTION (continued):

	55°	57.5°	60°	62.5°	65°	67.5°	70°	72.5°	75°	77.5°	80°
0°	0.0	0.0	0.0	0.0	0.0	0.0	0.0	0.0	0.0	0.0	0.0
2.5°	0.1	0.1	0.0	0.0	0.0	0.0	0.0	0.0	0.0	0.0	0.0
5°	0.1	0.1	0.1	0.1	0.1	0.1	0.1	0.1	0.1	0.0	0.0
7.5°	0.2	0.2	0.1	0.1	0.1	0.1	0.1	0.1	0.1	0.1	0.1
10°	0.2	0.2	0.2	0.2	0.2	0.2	0.1	0.1	0.1	0.1	0.1
12.5°	0.3	0.3	0.2	0.2	0.2	0.2	0.2	0.1	0.1	0.1	0.1
15°	0.4	0.3	0.3	0.3	0.3	0.2	0.2	0.2	0.2	0.1	0.1
17.5°	0.5	0.4	0.4	0.3	0.3	0.3	0.2	0.2	0.2	0.1	0.1
20°	0.6	0.5	0.5	0.4	0.4	0.3	0.3	0.2	0.2	0.2	0.1
22.5°	0.7	0.6	0.6	0.5	0.4	0.4	0.3	0.3	0.2	0.2	0.2
25°	0.8	0.7	0.7	0.6	0.5	0.4	0.4	0.3	0.3	0.2	0.2
27.5°	1.0	0.8	0.8	0.7	0.6	0.5	0.4	0.3	0.3	0.2	0.2
30°	1.2	1.0	0.9	0.8	0.7	0.6	0.5	0.4	0.3	0.2	0.2
32.5°	1.4	1.2	1.0	0.8	0.7	0.6	0.5	0.4	0.3	0.3	0.2
35°	1.6	1.4	1.2	1.0	0.8	0.7	0.6	0.5	0.4	0.3	0.2
37.5°	1.8	1.6	1.3	1.1	0.9	0.8	0.7	0.5	0.4	0.3	0.2
40°	2.2	1.8	1.5	1.3	1.0	0.8	0.7	0.6	0.5	0.3	0.3
42.5°	2.5	2.1	1.7	1.4	1.2	0.9	0.8	0.6	0.5	0.4	0.3
45°	2.8	2.4	1.9	1.5	1.3	1.0	0.8	0.7	0.5	0.4	0.3
47.5°	3.1	2.6	2.2	1.7	1.4	1.1	0.9	0.7	0.6	0.4	0.3
50°	3.4	2.9	2.4	1.9	1.5	1.2	0.9	0.8	0.6	0.5	0.3
52.5°	3.8	3.2	2.6	2.1	1.6	1.3	1.0	0.8	0.6	0.5	0.3
55°	4.1	3.5	2.9	2.3	1.8	1.4	1.1	0.8	0.7	0.5	0.4
57.5°	4.5	3.7	3.1	2.5	1.9	1.5	1.2	0.9	0.7	0.5	0.4
60°	4.8	4.0	3.3	2.7	2.1	1.6	1.3	0.9	0.7	0.6	0.4
62.5°	5.1	4.3	3.5	2.9	2.3	1.7	1.3	1.0	0.8	0.6	0.4
65°	5.4	4.6	3.7	3.0	2.4	1.8	1.4	1.0	0.8	0.6	0.4
67.5°	5.7	4.8	3.9	3.2	2.5	1.9	1.4	1.1	0.8	0.6	0.4
70°	6.0	5.0	4.1	3.3	2.7	2.0	1.5	1.1	0.8	0.6	0.5
72.5°	6.2	5.2	4.3	3.5	2.8	2.1	1.5	1.2	0.8	0.7	0.5
75°	6.4	5.4	4.5	3.6	2.8	2.2	1.6	1.2	0.9	0.7	0.5
77.5°	6.6	5.6	4.6	3.7	2.9	2.2	1.6	1.2	0.9	0.7	0.5
80°	6.8	5.7	4.7	3.8	3.0	2.3	1.6	1.3	0.9	0.7	0.5
82.5°	6.9	5.8	4.8	3.8	3.0	2.3	1.7	1.3	0.9	0.7	0.5
85°	7.0	5.8	4.8	3.9	3.1	2.4	1.7	1.3	0.9	0.7	0.5
87.5°	7.1	5.9	4.9	3.9	3.1	2.4	1.7	1.3	0.9	0.7	0.5
90°	7.1	5.9	4.9	3.9	3.1	2.4	1.7	1.3	0.9	0.7	0.5
92.5°	7.1	5.9	4.9	3.9	3.1	2.4	1.7	1.3	0.9	0.7	0.5
95°	7.0	5.8	4.8	3.9	3.1	2.4	1.7	1.3	0.9	0.7	0.5
97.5°	6.9	5.8	4.8	3.8	3.0	2.3	1.7	1.3	0.9	0.7	0.5
100°	6.8	5.7	4.7	3.8	3.0	2.3	1.6	1.3	0.9	0.7	0.5
102.5°	6.6	5.6	4.6	3.7	2.9	2.2	1.6	1.2	0.9	0.7	0.5
105°	6.4	5.4	4.5	3.6	2.8	2.2	1.6	1.2	0.9	0.7	0.5
107.5°	6.2	5.2	4.3	3.5	2.8	2.1	1.5	1.2	0.8	0.7	0.5
110°	6.0	5.0	4.1	3.3	2.7	2.0	1.5	1.1	0.8	0.6	0.5



REPORT NUMBER: G2-2410-241-5
 CATALOG NUMBER: 1235C-##-#-4LEDG2-120/12-CS

CANDELA DISTRIBUTION (continued):

	55°	57.5°	60°	62.5°	65°	67.5°	70°	72.5°	75°	77.5°	80°
112.5°	5.7	4.8	3.9	3.2	2.5	1.9	1.4	1.1	0.8	0.6	0.4
115°	5.4	4.6	3.7	3.0	2.4	1.8	1.4	1.0	0.8	0.6	0.4
117.5°	5.1	4.3	3.5	2.9	2.3	1.7	1.3	1.0	0.8	0.6	0.4
120°	4.8	4.0	3.3	2.7	2.1	1.6	1.3	0.9	0.7	0.6	0.4
122.5°	4.5	3.7	3.1	2.5	1.9	1.5	1.2	0.9	0.7	0.5	0.4
125°	4.1	3.5	2.9	2.3	1.8	1.4	1.1	0.8	0.7	0.5	0.4
127.5°	3.8	3.2	2.6	2.1	1.6	1.3	1.0	0.8	0.6	0.5	0.3
130°	3.4	2.9	2.4	1.9	1.5	1.2	0.9	0.8	0.6	0.5	0.3
132.5°	3.1	2.6	2.2	1.7	1.4	1.1	0.9	0.7	0.6	0.4	0.3
135°	2.8	2.4	1.9	1.5	1.3	1.0	0.8	0.7	0.5	0.4	0.3
137.5°	2.5	2.1	1.7	1.4	1.2	0.9	0.8	0.6	0.5	0.4	0.3
140°	2.2	1.8	1.5	1.3	1.0	0.8	0.7	0.6	0.5	0.3	0.3
142.5°	1.8	1.6	1.3	1.1	0.9	0.8	0.7	0.5	0.4	0.3	0.2
145°	1.6	1.4	1.2	1.0	0.8	0.7	0.6	0.5	0.4	0.3	0.2
147.5°	1.4	1.2	1.0	0.8	0.7	0.6	0.5	0.4	0.3	0.3	0.2
150°	1.2	1.0	0.9	0.8	0.7	0.6	0.5	0.4	0.3	0.2	0.2
152.5°	1.0	0.8	0.8	0.7	0.6	0.5	0.4	0.3	0.3	0.2	0.2
155°	0.8	0.7	0.7	0.6	0.5	0.4	0.4	0.3	0.3	0.2	0.2
157.5°	0.7	0.6	0.6	0.5	0.4	0.4	0.3	0.3	0.2	0.2	0.2
160°	0.6	0.5	0.5	0.4	0.4	0.3	0.3	0.2	0.2	0.2	0.1
162.5°	0.5	0.4	0.4	0.3	0.3	0.3	0.2	0.2	0.2	0.1	0.1
165°	0.4	0.3	0.3	0.3	0.3	0.2	0.2	0.2	0.2	0.1	0.1
167.5°	0.3	0.3	0.2	0.2	0.2	0.2	0.2	0.1	0.1	0.1	0.1
170°	0.2	0.2	0.2	0.2	0.2	0.2	0.1	0.1	0.1	0.1	0.1
172.5°	0.2	0.2	0.1	0.1	0.1	0.1	0.1	0.1	0.1	0.1	0.1
175°	0.1	0.1	0.1	0.1	0.1	0.1	0.1	0.1	0.1	0.0	0.0
177.5°	0.1	0.1	0.0	0.0	0.0	0.0	0.0	0.0	0.0	0.0	0.0
180°	0.0	0.0	0.0	0.0	0.0	0.0	0.0	0.0	0.0	0.0	0.0



REPORT NUMBER: G2-2410-241-5
 CATALOG NUMBER: 1235C-##-#-4LEDG2-120/12-CS

CANDELA DISTRIBUTION (continued):

	82.5°	85°	87.5°	90°	92.5°	95°	97.5°	100°	102.5°	105°	107.5°
0°	0.0	0.0	0.0	0.0	0.0	0.0	0.0	0.0	0.0	0.0	0.0
2.5°	0.0	0.0	0.0	0.0	0.0	0.0	0.0	0.0	0.0	0.0	0.0
5°	0.0	0.0	0.0	0.0	0.0	0.0	0.0	0.0	0.0	0.0	0.0
7.5°	0.0	0.0	0.0	0.0	0.0	0.0	0.0	0.0	0.0	0.0	0.0
10°	0.1	0.0	0.0	0.0	0.0	0.0	0.0	0.0	0.0	0.0	0.0
12.5°	0.1	0.0	0.0	0.0	0.0	0.0	0.0	0.0	0.0	0.0	0.0
15°	0.1	0.1	0.0	0.0	0.0	0.0	0.0	0.0	0.0	0.0	0.0
17.5°	0.1	0.1	0.0	0.0	0.0	0.0	0.0	0.0	0.0	0.0	0.0
20°	0.1	0.1	0.0	0.0	0.0	0.0	0.0	0.0	0.0	0.0	0.0
22.5°	0.1	0.1	0.0	0.0	0.0	0.0	0.0	0.0	0.0	0.0	0.0
25°	0.1	0.1	0.0	0.0	0.0	0.0	0.0	0.0	0.0	0.0	0.0
27.5°	0.1	0.1	0.0	0.0	0.0	0.0	0.0	0.0	0.0	0.0	0.0
30°	0.1	0.1	0.0	0.0	0.0	0.0	0.0	0.0	0.0	0.0	0.0
32.5°	0.2	0.1	0.1	0.0	0.0	0.0	0.0	0.0	0.0	0.0	0.0
35°	0.2	0.1	0.1	0.0	0.0	0.0	0.0	0.0	0.0	0.0	0.0
37.5°	0.2	0.1	0.1	0.0	0.0	0.0	0.0	0.0	0.0	0.0	0.0
40°	0.2	0.1	0.1	0.0	0.0	0.0	0.0	0.0	0.0	0.0	0.0
42.5°	0.2	0.1	0.1	0.0	0.0	0.0	0.0	0.0	0.0	0.0	0.0
45°	0.2	0.1	0.1	0.0	0.0	0.0	0.0	0.0	0.0	0.0	0.0
47.5°	0.2	0.1	0.1	0.0	0.0	0.0	0.0	0.0	0.0	0.0	0.0
50°	0.2	0.2	0.1	0.0	0.0	0.0	0.0	0.0	0.0	0.0	0.0
52.5°	0.2	0.2	0.1	0.0	0.0	0.0	0.0	0.0	0.0	0.0	0.0
55°	0.2	0.2	0.1	0.0	0.0	0.0	0.0	0.0	0.0	0.0	0.0
57.5°	0.3	0.2	0.1	0.0	0.0	0.0	0.0	0.0	0.0	0.0	0.0
60°	0.3	0.2	0.1	0.0	0.0	0.0	0.0	0.0	0.0	0.0	0.0
62.5°	0.3	0.2	0.1	0.0	0.0	0.0	0.0	0.0	0.0	0.0	0.0
65°	0.3	0.2	0.1	0.0	0.0	0.0	0.0	0.0	0.0	0.0	0.0
67.5°	0.3	0.2	0.1	0.0	0.0	0.0	0.0	0.0	0.0	0.0	0.0
70°	0.3	0.2	0.1	0.0	0.0	0.0	0.0	0.0	0.0	0.0	0.0
72.5°	0.3	0.2	0.1	0.0	0.0	0.0	0.0	0.0	0.0	0.0	0.0
75°	0.3	0.2	0.1	0.0	0.0	0.0	0.0	0.0	0.0	0.0	0.0
77.5°	0.3	0.2	0.1	0.0	0.0	0.0	0.0	0.0	0.0	0.0	0.0
80°	0.3	0.2	0.1	0.0	0.0	0.0	0.0	0.0	0.0	0.0	0.0
82.5°	0.3	0.2	0.1	0.0	0.0	0.0	0.0	0.0	0.0	0.0	0.0
85°	0.3	0.2	0.1	0.0	0.0	0.0	0.0	0.0	0.0	0.0	0.0
87.5°	0.3	0.2	0.1	0.0	0.0	0.0	0.0	0.0	0.0	0.0	0.0
90°	0.3	0.2	0.1	0.0	0.0	0.0	0.0	0.0	0.0	0.0	0.0
92.5°	0.3	0.2	0.1	0.0	0.0	0.0	0.0	0.0	0.0	0.0	0.0
95°	0.3	0.2	0.1	0.0	0.0	0.0	0.0	0.0	0.0	0.0	0.0
97.5°	0.3	0.2	0.1	0.0	0.0	0.0	0.0	0.0	0.0	0.0	0.0
100°	0.3	0.2	0.1	0.0	0.0	0.0	0.0	0.0	0.0	0.0	0.0
102.5°	0.3	0.2	0.1	0.0	0.0	0.0	0.0	0.0	0.0	0.0	0.0
105°	0.3	0.2	0.1	0.0	0.0	0.0	0.0	0.0	0.0	0.0	0.0
107.5°	0.3	0.2	0.1	0.0	0.0	0.0	0.0	0.0	0.0	0.0	0.0
110°	0.3	0.2	0.1	0.0	0.0	0.0	0.0	0.0	0.0	0.0	0.0



REPORT NUMBER: G2-2410-241-5
 CATALOG NUMBER: 1235C-##-#-4LEDG2-120/12-CS

CANDELA DISTRIBUTION (continued):

	82.5°	85°	87.5°	90°	92.5°	95°	97.5°	100°	102.5°	105°	107.5°
112.5°	0.3	0.2	0.1	0.0	0.0	0.0	0.0	0.0	0.0	0.0	0.0
115°	0.3	0.2	0.1	0.0	0.0	0.0	0.0	0.0	0.0	0.0	0.0
117.5°	0.3	0.2	0.1	0.0	0.0	0.0	0.0	0.0	0.0	0.0	0.0
120°	0.3	0.2	0.1	0.0	0.0	0.0	0.0	0.0	0.0	0.0	0.0
122.5°	0.3	0.2	0.1	0.0	0.0	0.0	0.0	0.0	0.0	0.0	0.0
125°	0.2	0.2	0.1	0.0	0.0	0.0	0.0	0.0	0.0	0.0	0.0
127.5°	0.2	0.2	0.1	0.0	0.0	0.0	0.0	0.0	0.0	0.0	0.0
130°	0.2	0.2	0.1	0.0	0.0	0.0	0.0	0.0	0.0	0.0	0.0
132.5°	0.2	0.1	0.1	0.0	0.0	0.0	0.0	0.0	0.0	0.0	0.0
135°	0.2	0.1	0.1	0.0	0.0	0.0	0.0	0.0	0.0	0.0	0.0
137.5°	0.2	0.1	0.1	0.0	0.0	0.0	0.0	0.0	0.0	0.0	0.0
140°	0.2	0.1	0.1	0.0	0.0	0.0	0.0	0.0	0.0	0.0	0.0
142.5°	0.2	0.1	0.1	0.0	0.0	0.0	0.0	0.0	0.0	0.0	0.0
145°	0.2	0.1	0.1	0.0	0.0	0.0	0.0	0.0	0.0	0.0	0.0
147.5°	0.2	0.1	0.1	0.0	0.0	0.0	0.0	0.0	0.0	0.0	0.0
150°	0.1	0.1	0.0	0.0	0.0	0.0	0.0	0.0	0.0	0.0	0.0
152.5°	0.1	0.1	0.0	0.0	0.0	0.0	0.0	0.0	0.0	0.0	0.0
155°	0.1	0.1	0.0	0.0	0.0	0.0	0.0	0.0	0.0	0.0	0.0
157.5°	0.1	0.1	0.0	0.0	0.0	0.0	0.0	0.0	0.0	0.0	0.0
160°	0.1	0.1	0.0	0.0	0.0	0.0	0.0	0.0	0.0	0.0	0.0
162.5°	0.1	0.1	0.0	0.0	0.0	0.0	0.0	0.0	0.0	0.0	0.0
165°	0.1	0.1	0.0	0.0	0.0	0.0	0.0	0.0	0.0	0.0	0.0
167.5°	0.1	0.0	0.0	0.0	0.0	0.0	0.0	0.0	0.0	0.0	0.0
170°	0.1	0.0	0.0	0.0	0.0	0.0	0.0	0.0	0.0	0.0	0.0
172.5°	0.0	0.0	0.0	0.0	0.0	0.0	0.0	0.0	0.0	0.0	0.0
175°	0.0	0.0	0.0	0.0	0.0	0.0	0.0	0.0	0.0	0.0	0.0
177.5°	0.0	0.0	0.0	0.0	0.0	0.0	0.0	0.0	0.0	0.0	0.0
180°	0.0	0.0	0.0	0.0	0.0	0.0	0.0	0.0	0.0	0.0	0.0



REPORT NUMBER: G2-2410-241-5
 CATALOG NUMBER: 1235C-##-#-4LEDG2-120/12-CS

CANDELA DISTRIBUTION (continued):

	110°	112.5°	115°	117.5°	120°	122.5°	125°	127.5°	130°	132.5°	135°
0°	0.0	0.0	0.0	0.0	0.0	0.0	0.0	0.0	0.0	0.0	0.0
2.5°	0.0	0.0	0.0	0.0	0.0	0.0	0.0	0.0	0.0	0.0	0.0
5°	0.0	0.0	0.0	0.0	0.0	0.0	0.0	0.0	0.0	0.0	0.0
7.5°	0.0	0.0	0.0	0.0	0.0	0.0	0.0	0.0	0.0	0.0	0.0
10°	0.0	0.0	0.0	0.0	0.0	0.0	0.0	0.0	0.0	0.0	0.0
12.5°	0.0	0.0	0.0	0.0	0.0	0.0	0.0	0.0	0.0	0.0	0.0
15°	0.0	0.0	0.0	0.0	0.0	0.0	0.0	0.0	0.0	0.0	0.0
17.5°	0.0	0.0	0.0	0.0	0.0	0.0	0.0	0.0	0.0	0.0	0.0
20°	0.0	0.0	0.0	0.0	0.0	0.0	0.0	0.0	0.0	0.0	0.0
22.5°	0.0	0.0	0.0	0.0	0.0	0.0	0.0	0.0	0.0	0.0	0.0
25°	0.0	0.0	0.0	0.0	0.0	0.0	0.0	0.0	0.0	0.0	0.0
27.5°	0.0	0.0	0.0	0.0	0.0	0.0	0.0	0.0	0.0	0.0	0.0
30°	0.0	0.0	0.0	0.0	0.0	0.0	0.0	0.0	0.0	0.0	0.0
32.5°	0.0	0.0	0.0	0.0	0.0	0.0	0.0	0.0	0.0	0.0	0.0
35°	0.0	0.0	0.0	0.0	0.0	0.0	0.0	0.0	0.0	0.0	0.0
37.5°	0.0	0.0	0.0	0.0	0.0	0.0	0.0	0.0	0.0	0.0	0.0
40°	0.0	0.0	0.0	0.0	0.0	0.0	0.0	0.0	0.0	0.0	0.0
42.5°	0.0	0.0	0.0	0.0	0.0	0.0	0.0	0.0	0.0	0.0	0.0
45°	0.0	0.0	0.0	0.0	0.0	0.0	0.0	0.0	0.0	0.0	0.0
47.5°	0.0	0.0	0.0	0.0	0.0	0.0	0.0	0.0	0.0	0.0	0.0
50°	0.0	0.0	0.0	0.0	0.0	0.0	0.0	0.0	0.0	0.0	0.0
52.5°	0.0	0.0	0.0	0.0	0.0	0.0	0.0	0.0	0.0	0.0	0.0
55°	0.0	0.0	0.0	0.0	0.0	0.0	0.0	0.0	0.0	0.0	0.0
57.5°	0.0	0.0	0.0	0.0	0.0	0.0	0.0	0.0	0.0	0.0	0.0
60°	0.0	0.0	0.0	0.0	0.0	0.0	0.0	0.0	0.0	0.0	0.0
62.5°	0.0	0.0	0.0	0.0	0.0	0.0	0.0	0.0	0.0	0.0	0.0
65°	0.0	0.0	0.0	0.0	0.0	0.0	0.0	0.0	0.0	0.0	0.0
67.5°	0.0	0.0	0.0	0.0	0.0	0.0	0.0	0.0	0.0	0.0	0.0
70°	0.0	0.0	0.0	0.0	0.0	0.0	0.0	0.0	0.0	0.0	0.0
72.5°	0.0	0.0	0.0	0.0	0.0	0.0	0.0	0.0	0.0	0.0	0.0
75°	0.0	0.0	0.0	0.0	0.0	0.0	0.0	0.0	0.0	0.0	0.0
77.5°	0.0	0.0	0.0	0.0	0.0	0.0	0.0	0.0	0.0	0.0	0.0
80°	0.0	0.0	0.0	0.0	0.0	0.0	0.0	0.0	0.0	0.0	0.0
82.5°	0.0	0.0	0.0	0.0	0.0	0.0	0.0	0.0	0.0	0.0	0.0
85°	0.0	0.0	0.0	0.0	0.0	0.0	0.0	0.0	0.0	0.0	0.0
87.5°	0.0	0.0	0.0	0.0	0.0	0.0	0.0	0.0	0.0	0.0	0.0
90°	0.0	0.0	0.0	0.0	0.0	0.0	0.0	0.0	0.0	0.0	0.0
92.5°	0.0	0.0	0.0	0.0	0.0	0.0	0.0	0.0	0.0	0.0	0.0
95°	0.0	0.0	0.0	0.0	0.0	0.0	0.0	0.0	0.0	0.0	0.0
97.5°	0.0	0.0	0.0	0.0	0.0	0.0	0.0	0.0	0.0	0.0	0.0
100°	0.0	0.0	0.0	0.0	0.0	0.0	0.0	0.0	0.0	0.0	0.0
102.5°	0.0	0.0	0.0	0.0	0.0	0.0	0.0	0.0	0.0	0.0	0.0
105°	0.0	0.0	0.0	0.0	0.0	0.0	0.0	0.0	0.0	0.0	0.0
107.5°	0.0	0.0	0.0	0.0	0.0	0.0	0.0	0.0	0.0	0.0	0.0
110°	0.0	0.0	0.0	0.0	0.0	0.0	0.0	0.0	0.0	0.0	0.0



REPORT NUMBER: G2-2410-241-5
 CATALOG NUMBER: 1235C-##-#-4LEDG2-120/12-CS

CANDELA DISTRIBUTION (continued):

	110°	112.5°	115°	117.5°	120°	122.5°	125°	127.5°	130°	132.5°	135°
112.5°	0.0	0.0	0.0	0.0	0.0	0.0	0.0	0.0	0.0	0.0	0.0
115°	0.0	0.0	0.0	0.0	0.0	0.0	0.0	0.0	0.0	0.0	0.0
117.5°	0.0	0.0	0.0	0.0	0.0	0.0	0.0	0.0	0.0	0.0	0.0
120°	0.0	0.0	0.0	0.0	0.0	0.0	0.0	0.0	0.0	0.0	0.0
122.5°	0.0	0.0	0.0	0.0	0.0	0.0	0.0	0.0	0.0	0.0	0.0
125°	0.0	0.0	0.0	0.0	0.0	0.0	0.0	0.0	0.0	0.0	0.0
127.5°	0.0	0.0	0.0	0.0	0.0	0.0	0.0	0.0	0.0	0.0	0.0
130°	0.0	0.0	0.0	0.0	0.0	0.0	0.0	0.0	0.0	0.0	0.0
132.5°	0.0	0.0	0.0	0.0	0.0	0.0	0.0	0.0	0.0	0.0	0.0
135°	0.0	0.0	0.0	0.0	0.0	0.0	0.0	0.0	0.0	0.0	0.0
137.5°	0.0	0.0	0.0	0.0	0.0	0.0	0.0	0.0	0.0	0.0	0.0
140°	0.0	0.0	0.0	0.0	0.0	0.0	0.0	0.0	0.0	0.0	0.0
142.5°	0.0	0.0	0.0	0.0	0.0	0.0	0.0	0.0	0.0	0.0	0.0
145°	0.0	0.0	0.0	0.0	0.0	0.0	0.0	0.0	0.0	0.0	0.0
147.5°	0.0	0.0	0.0	0.0	0.0	0.0	0.0	0.0	0.0	0.0	0.0
150°	0.0	0.0	0.0	0.0	0.0	0.0	0.0	0.0	0.0	0.0	0.0
152.5°	0.0	0.0	0.0	0.0	0.0	0.0	0.0	0.0	0.0	0.0	0.0
155°	0.0	0.0	0.0	0.0	0.0	0.0	0.0	0.0	0.0	0.0	0.0
157.5°	0.0	0.0	0.0	0.0	0.0	0.0	0.0	0.0	0.0	0.0	0.0
160°	0.0	0.0	0.0	0.0	0.0	0.0	0.0	0.0	0.0	0.0	0.0
162.5°	0.0	0.0	0.0	0.0	0.0	0.0	0.0	0.0	0.0	0.0	0.0
165°	0.0	0.0	0.0	0.0	0.0	0.0	0.0	0.0	0.0	0.0	0.0
167.5°	0.0	0.0	0.0	0.0	0.0	0.0	0.0	0.0	0.0	0.0	0.0
170°	0.0	0.0	0.0	0.0	0.0	0.0	0.0	0.0	0.0	0.0	0.0
172.5°	0.0	0.0	0.0	0.0	0.0	0.0	0.0	0.0	0.0	0.0	0.0
175°	0.0	0.0	0.0	0.0	0.0	0.0	0.0	0.0	0.0	0.0	0.0
177.5°	0.0	0.0	0.0	0.0	0.0	0.0	0.0	0.0	0.0	0.0	0.0
180°	0.0	0.0	0.0	0.0	0.0	0.0	0.0	0.0	0.0	0.0	0.0



REPORT NUMBER: G2-2410-241-5
 CATALOG NUMBER: 1235C-##-#-4LEDG2-120/12-CS

CANDELA DISTRIBUTION (continued):

	137.5°	140°	142.5°	145°	147.5°	150°	152.5°	155°	157.5°	160°	162.5°
0°	0.0	0.0	0.0	0.0	0.0	0.0	0.0	0.0	0.0	0.0	0.0
2.5°	0.0	0.0	0.0	0.0	0.0	0.0	0.0	0.0	0.0	0.0	0.0
5°	0.0	0.0	0.0	0.0	0.0	0.0	0.0	0.0	0.0	0.0	0.0
7.5°	0.0	0.0	0.0	0.0	0.0	0.0	0.0	0.0	0.0	0.0	0.0
10°	0.0	0.0	0.0	0.0	0.0	0.0	0.0	0.0	0.0	0.0	0.0
12.5°	0.0	0.0	0.0	0.0	0.0	0.0	0.0	0.0	0.0	0.0	0.0
15°	0.0	0.0	0.0	0.0	0.0	0.0	0.0	0.0	0.0	0.0	0.0
17.5°	0.0	0.0	0.0	0.0	0.0	0.0	0.0	0.0	0.0	0.0	0.0
20°	0.0	0.0	0.0	0.0	0.0	0.0	0.0	0.0	0.0	0.0	0.0
22.5°	0.0	0.0	0.0	0.0	0.0	0.0	0.0	0.0	0.0	0.0	0.0
25°	0.0	0.0	0.0	0.0	0.0	0.0	0.0	0.0	0.0	0.0	0.0
27.5°	0.0	0.0	0.0	0.0	0.0	0.0	0.0	0.0	0.0	0.0	0.0
30°	0.0	0.0	0.0	0.0	0.0	0.0	0.0	0.0	0.0	0.0	0.0
32.5°	0.0	0.0	0.0	0.0	0.0	0.0	0.0	0.0	0.0	0.0	0.0
35°	0.0	0.0	0.0	0.0	0.0	0.0	0.0	0.0	0.0	0.0	0.0
37.5°	0.0	0.0	0.0	0.0	0.0	0.0	0.0	0.0	0.0	0.0	0.0
40°	0.0	0.0	0.0	0.0	0.0	0.0	0.0	0.0	0.0	0.0	0.0
42.5°	0.0	0.0	0.0	0.0	0.0	0.0	0.0	0.0	0.0	0.0	0.0
45°	0.0	0.0	0.0	0.0	0.0	0.0	0.0	0.0	0.0	0.0	0.0
47.5°	0.0	0.0	0.0	0.0	0.0	0.0	0.0	0.0	0.0	0.0	0.0
50°	0.0	0.0	0.0	0.0	0.0	0.0	0.0	0.0	0.0	0.0	0.0
52.5°	0.0	0.0	0.0	0.0	0.0	0.0	0.0	0.0	0.0	0.0	0.0
55°	0.0	0.0	0.0	0.0	0.0	0.0	0.0	0.0	0.0	0.0	0.0
57.5°	0.0	0.0	0.0	0.0	0.0	0.0	0.0	0.0	0.0	0.0	0.0
60°	0.0	0.0	0.0	0.0	0.0	0.0	0.0	0.0	0.0	0.0	0.0
62.5°	0.0	0.0	0.0	0.0	0.0	0.0	0.0	0.0	0.0	0.0	0.0
65°	0.0	0.0	0.0	0.0	0.0	0.0	0.0	0.0	0.0	0.0	0.0
67.5°	0.0	0.0	0.0	0.0	0.0	0.0	0.0	0.0	0.0	0.0	0.0
70°	0.0	0.0	0.0	0.0	0.0	0.0	0.0	0.0	0.0	0.0	0.0
72.5°	0.0	0.0	0.0	0.0	0.0	0.0	0.0	0.0	0.0	0.0	0.0
75°	0.0	0.0	0.0	0.0	0.0	0.0	0.0	0.0	0.0	0.0	0.0
77.5°	0.0	0.0	0.0	0.0	0.0	0.0	0.0	0.0	0.0	0.0	0.0
80°	0.0	0.0	0.0	0.0	0.0	0.0	0.0	0.0	0.0	0.0	0.0
82.5°	0.0	0.0	0.0	0.0	0.0	0.0	0.0	0.0	0.0	0.0	0.0
85°	0.0	0.0	0.0	0.0	0.0	0.0	0.0	0.0	0.0	0.0	0.0
87.5°	0.0	0.0	0.0	0.0	0.0	0.0	0.0	0.0	0.0	0.0	0.0
90°	0.0	0.0	0.0	0.0	0.0	0.0	0.0	0.0	0.0	0.0	0.0
92.5°	0.0	0.0	0.0	0.0	0.0	0.0	0.0	0.0	0.0	0.0	0.0
95°	0.0	0.0	0.0	0.0	0.0	0.0	0.0	0.0	0.0	0.0	0.0
97.5°	0.0	0.0	0.0	0.0	0.0	0.0	0.0	0.0	0.0	0.0	0.0
100°	0.0	0.0	0.0	0.0	0.0	0.0	0.0	0.0	0.0	0.0	0.0
102.5°	0.0	0.0	0.0	0.0	0.0	0.0	0.0	0.0	0.0	0.0	0.0
105°	0.0	0.0	0.0	0.0	0.0	0.0	0.0	0.0	0.0	0.0	0.0
107.5°	0.0	0.0	0.0	0.0	0.0	0.0	0.0	0.0	0.0	0.0	0.0
110°	0.0	0.0	0.0	0.0	0.0	0.0	0.0	0.0	0.0	0.0	0.0



REPORT NUMBER: G2-2410-241-5
 CATALOG NUMBER: 1235C-##-#-4LEDG2-120/12-CS

CANDELA DISTRIBUTION (continued):

	137.5°	140°	142.5°	145°	147.5°	150°	152.5°	155°	157.5°	160°	162.5°
112.5°	0.0	0.0	0.0	0.0	0.0	0.0	0.0	0.0	0.0	0.0	0.0
115°	0.0	0.0	0.0	0.0	0.0	0.0	0.0	0.0	0.0	0.0	0.0
117.5°	0.0	0.0	0.0	0.0	0.0	0.0	0.0	0.0	0.0	0.0	0.0
120°	0.0	0.0	0.0	0.0	0.0	0.0	0.0	0.0	0.0	0.0	0.0
122.5°	0.0	0.0	0.0	0.0	0.0	0.0	0.0	0.0	0.0	0.0	0.0
125°	0.0	0.0	0.0	0.0	0.0	0.0	0.0	0.0	0.0	0.0	0.0
127.5°	0.0	0.0	0.0	0.0	0.0	0.0	0.0	0.0	0.0	0.0	0.0
130°	0.0	0.0	0.0	0.0	0.0	0.0	0.0	0.0	0.0	0.0	0.0
132.5°	0.0	0.0	0.0	0.0	0.0	0.0	0.0	0.0	0.0	0.0	0.0
135°	0.0	0.0	0.0	0.0	0.0	0.0	0.0	0.0	0.0	0.0	0.0
137.5°	0.0	0.0	0.0	0.0	0.0	0.0	0.0	0.0	0.0	0.0	0.0
140°	0.0	0.0	0.0	0.0	0.0	0.0	0.0	0.0	0.0	0.0	0.0
142.5°	0.0	0.0	0.0	0.0	0.0	0.0	0.0	0.0	0.0	0.0	0.0
145°	0.0	0.0	0.0	0.0	0.0	0.0	0.0	0.0	0.0	0.0	0.0
147.5°	0.0	0.0	0.0	0.0	0.0	0.0	0.0	0.0	0.0	0.0	0.0
150°	0.0	0.0	0.0	0.0	0.0	0.0	0.0	0.0	0.0	0.0	0.0
152.5°	0.0	0.0	0.0	0.0	0.0	0.0	0.0	0.0	0.0	0.0	0.0
155°	0.0	0.0	0.0	0.0	0.0	0.0	0.0	0.0	0.0	0.0	0.0
157.5°	0.0	0.0	0.0	0.0	0.0	0.0	0.0	0.0	0.0	0.0	0.0
160°	0.0	0.0	0.0	0.0	0.0	0.0	0.0	0.0	0.0	0.0	0.0
162.5°	0.0	0.0	0.0	0.0	0.0	0.0	0.0	0.0	0.0	0.0	0.0
165°	0.0	0.0	0.0	0.0	0.0	0.0	0.0	0.0	0.0	0.0	0.0
167.5°	0.0	0.0	0.0	0.0	0.0	0.0	0.0	0.0	0.0	0.0	0.0
170°	0.0	0.0	0.0	0.0	0.0	0.0	0.0	0.0	0.0	0.0	0.0
172.5°	0.0	0.0	0.0	0.0	0.0	0.0	0.0	0.0	0.0	0.0	0.0
175°	0.0	0.0	0.0	0.0	0.0	0.0	0.0	0.0	0.0	0.0	0.0
177.5°	0.0	0.0	0.0	0.0	0.0	0.0	0.0	0.0	0.0	0.0	0.0
180°	0.0	0.0	0.0	0.0	0.0	0.0	0.0	0.0	0.0	0.0	0.0



REPORT NUMBER: G2-2410-241-5
 CATALOG NUMBER: 1235C-##-#-4LEDG2-120/12-CS

CANDELA DISTRIBUTION (continued):

	165°	167.5°	170°	172.5°	175°	177.5°	180°	182.5°	185°	187.5°	190°
0°	0.0	0.0	0.0	0.0	0.0	0.0	0.0	0.0	0.0	0.0	0.0
2.5°	0.0	0.0	0.0	0.0	0.0	0.0	0.0	0.0	0.0	0.0	0.0
5°	0.0	0.0	0.0	0.0	0.0	0.0	0.0	0.0	0.0	0.0	0.0
7.5°	0.0	0.0	0.0	0.0	0.0	0.0	0.0	0.0	0.0	0.0	0.0
10°	0.0	0.0	0.0	0.0	0.0	0.0	0.0	0.0	0.0	0.0	0.0
12.5°	0.0	0.0	0.0	0.0	0.0	0.0	0.0	0.0	0.0	0.0	0.0
15°	0.0	0.0	0.0	0.0	0.0	0.0	0.0	0.0	0.0	0.0	0.0
17.5°	0.0	0.0	0.0	0.0	0.0	0.0	0.0	0.0	0.0	0.0	0.0
20°	0.0	0.0	0.0	0.0	0.0	0.0	0.0	0.0	0.0	0.0	0.0
22.5°	0.0	0.0	0.0	0.0	0.0	0.0	0.0	0.0	0.0	0.0	0.0
25°	0.0	0.0	0.0	0.0	0.0	0.0	0.0	0.0	0.0	0.0	0.0
27.5°	0.0	0.0	0.0	0.0	0.0	0.0	0.0	0.0	0.0	0.0	0.0
30°	0.0	0.0	0.0	0.0	0.0	0.0	0.0	0.0	0.0	0.0	0.0
32.5°	0.0	0.0	0.0	0.0	0.0	0.0	0.0	0.0	0.0	0.0	0.0
35°	0.0	0.0	0.0	0.0	0.0	0.0	0.0	0.0	0.0	0.0	0.0
37.5°	0.0	0.0	0.0	0.0	0.0	0.0	0.0	0.0	0.0	0.0	0.0
40°	0.0	0.0	0.0	0.0	0.0	0.0	0.0	0.0	0.0	0.0	0.0
42.5°	0.0	0.0	0.0	0.0	0.0	0.0	0.0	0.0	0.0	0.0	0.0
45°	0.0	0.0	0.0	0.0	0.0	0.0	0.0	0.0	0.0	0.0	0.0
47.5°	0.0	0.0	0.0	0.0	0.0	0.0	0.0	0.0	0.0	0.0	0.0
50°	0.0	0.0	0.0	0.0	0.0	0.0	0.0	0.0	0.0	0.0	0.0
52.5°	0.0	0.0	0.0	0.0	0.0	0.0	0.0	0.0	0.0	0.0	0.0
55°	0.0	0.0	0.0	0.0	0.0	0.0	0.0	0.0	0.0	0.0	0.0
57.5°	0.0	0.0	0.0	0.0	0.0	0.0	0.0	0.0	0.0	0.0	0.0
60°	0.0	0.0	0.0	0.0	0.0	0.0	0.0	0.0	0.0	0.0	0.0
62.5°	0.0	0.0	0.0	0.0	0.0	0.0	0.0	0.0	0.0	0.0	0.0
65°	0.0	0.0	0.0	0.0	0.0	0.0	0.0	0.0	0.0	0.0	0.0
67.5°	0.0	0.0	0.0	0.0	0.0	0.0	0.0	0.0	0.0	0.0	0.0
70°	0.0	0.0	0.0	0.0	0.0	0.0	0.0	0.0	0.0	0.0	0.0
72.5°	0.0	0.0	0.0	0.0	0.0	0.0	0.0	0.0	0.0	0.0	0.0
75°	0.0	0.0	0.0	0.0	0.0	0.0	0.0	0.0	0.0	0.0	0.0
77.5°	0.0	0.0	0.0	0.0	0.0	0.0	0.0	0.0	0.0	0.0	0.0
80°	0.0	0.0	0.0	0.0	0.0	0.0	0.0	0.0	0.0	0.0	0.0
82.5°	0.0	0.0	0.0	0.0	0.0	0.0	0.0	0.0	0.0	0.0	0.0
85°	0.0	0.0	0.0	0.0	0.0	0.0	0.0	0.0	0.0	0.0	0.0
87.5°	0.0	0.0	0.0	0.0	0.0	0.0	0.0	0.0	0.0	0.0	0.0
90°	0.0	0.0	0.0	0.0	0.0	0.0	0.0	0.0	0.0	0.0	0.0
92.5°	0.0	0.0	0.0	0.0	0.0	0.0	0.0	0.0	0.0	0.0	0.0
95°	0.0	0.0	0.0	0.0	0.0	0.0	0.0	0.0	0.0	0.0	0.0
97.5°	0.0	0.0	0.0	0.0	0.0	0.0	0.0	0.0	0.0	0.0	0.0
100°	0.0	0.0	0.0	0.0	0.0	0.0	0.0	0.0	0.0	0.0	0.0
102.5°	0.0	0.0	0.0	0.0	0.0	0.0	0.0	0.0	0.0	0.0	0.0
105°	0.0	0.0	0.0	0.0	0.0	0.0	0.0	0.0	0.0	0.0	0.0
107.5°	0.0	0.0	0.0	0.0	0.0	0.0	0.0	0.0	0.0	0.0	0.0
110°	0.0	0.0	0.0	0.0	0.0	0.0	0.0	0.0	0.0	0.0	0.0



REPORT NUMBER: G2-2410-241-5
 CATALOG NUMBER: 1235C-##-#-4LEDG2-120/12-CS

CANDELA DISTRIBUTION (continued):

	165°	167.5°	170°	172.5°	175°	177.5°	180°	182.5°	185°	187.5°	190°
112.5°	0.0	0.0	0.0	0.0	0.0	0.0	0.0	0.0	0.0	0.0	0.0
115°	0.0	0.0	0.0	0.0	0.0	0.0	0.0	0.0	0.0	0.0	0.0
117.5°	0.0	0.0	0.0	0.0	0.0	0.0	0.0	0.0	0.0	0.0	0.0
120°	0.0	0.0	0.0	0.0	0.0	0.0	0.0	0.0	0.0	0.0	0.0
122.5°	0.0	0.0	0.0	0.0	0.0	0.0	0.0	0.0	0.0	0.0	0.0
125°	0.0	0.0	0.0	0.0	0.0	0.0	0.0	0.0	0.0	0.0	0.0
127.5°	0.0	0.0	0.0	0.0	0.0	0.0	0.0	0.0	0.0	0.0	0.0
130°	0.0	0.0	0.0	0.0	0.0	0.0	0.0	0.0	0.0	0.0	0.0
132.5°	0.0	0.0	0.0	0.0	0.0	0.0	0.0	0.0	0.0	0.0	0.0
135°	0.0	0.0	0.0	0.0	0.0	0.0	0.0	0.0	0.0	0.0	0.0
137.5°	0.0	0.0	0.0	0.0	0.0	0.0	0.0	0.0	0.0	0.0	0.0
140°	0.0	0.0	0.0	0.0	0.0	0.0	0.0	0.0	0.0	0.0	0.0
142.5°	0.0	0.0	0.0	0.0	0.0	0.0	0.0	0.0	0.0	0.0	0.0
145°	0.0	0.0	0.0	0.0	0.0	0.0	0.0	0.0	0.0	0.0	0.0
147.5°	0.0	0.0	0.0	0.0	0.0	0.0	0.0	0.0	0.0	0.0	0.0
150°	0.0	0.0	0.0	0.0	0.0	0.0	0.0	0.0	0.0	0.0	0.0
152.5°	0.0	0.0	0.0	0.0	0.0	0.0	0.0	0.0	0.0	0.0	0.0
155°	0.0	0.0	0.0	0.0	0.0	0.0	0.0	0.0	0.0	0.0	0.0
157.5°	0.0	0.0	0.0	0.0	0.0	0.0	0.0	0.0	0.0	0.0	0.0
160°	0.0	0.0	0.0	0.0	0.0	0.0	0.0	0.0	0.0	0.0	0.0
162.5°	0.0	0.0	0.0	0.0	0.0	0.0	0.0	0.0	0.0	0.0	0.0
165°	0.0	0.0	0.0	0.0	0.0	0.0	0.0	0.0	0.0	0.0	0.0
167.5°	0.0	0.0	0.0	0.0	0.0	0.0	0.0	0.0	0.0	0.0	0.0
170°	0.0	0.0	0.0	0.0	0.0	0.0	0.0	0.0	0.0	0.0	0.0
172.5°	0.0	0.0	0.0	0.0	0.0	0.0	0.0	0.0	0.0	0.0	0.0
175°	0.0	0.0	0.0	0.0	0.0	0.0	0.0	0.0	0.0	0.0	0.0
177.5°	0.0	0.0	0.0	0.0	0.0	0.0	0.0	0.0	0.0	0.0	0.0
180°	0.0	0.0	0.0	0.0	0.0	0.0	0.0	0.0	0.0	0.0	0.0



REPORT NUMBER: G2-2410-241-5
 CATALOG NUMBER: 1235C-##-#-4LEDG2-120/12-CS

CANDELA DISTRIBUTION (continued):

	192.5°	195°	197.5°	200°	202.5°	205°	207.5°	210°	212.5°	215°	217.5°
0°	0.0	0.0	0.0	0.0	0.0	0.0	0.0	0.0	0.0	0.0	0.0
2.5°	0.0	0.0	0.0	0.0	0.0	0.0	0.0	0.0	0.0	0.0	0.0
5°	0.0	0.0	0.0	0.0	0.0	0.0	0.0	0.0	0.0	0.0	0.0
7.5°	0.0	0.0	0.0	0.0	0.0	0.0	0.0	0.0	0.0	0.0	0.0
10°	0.0	0.0	0.0	0.0	0.0	0.0	0.0	0.0	0.0	0.0	0.0
12.5°	0.0	0.0	0.0	0.0	0.0	0.0	0.0	0.0	0.0	0.0	0.0
15°	0.0	0.0	0.0	0.0	0.0	0.0	0.0	0.0	0.0	0.0	0.0
17.5°	0.0	0.0	0.0	0.0	0.0	0.0	0.0	0.0	0.0	0.0	0.0
20°	0.0	0.0	0.0	0.0	0.0	0.0	0.0	0.0	0.0	0.0	0.0
22.5°	0.0	0.0	0.0	0.0	0.0	0.0	0.0	0.0	0.0	0.0	0.0
25°	0.0	0.0	0.0	0.0	0.0	0.0	0.0	0.0	0.0	0.0	0.0
27.5°	0.0	0.0	0.0	0.0	0.0	0.0	0.0	0.0	0.0	0.0	0.0
30°	0.0	0.0	0.0	0.0	0.0	0.0	0.0	0.0	0.0	0.0	0.0
32.5°	0.0	0.0	0.0	0.0	0.0	0.0	0.0	0.0	0.0	0.0	0.0
35°	0.0	0.0	0.0	0.0	0.0	0.0	0.0	0.0	0.0	0.0	0.0
37.5°	0.0	0.0	0.0	0.0	0.0	0.0	0.0	0.0	0.0	0.0	0.0
40°	0.0	0.0	0.0	0.0	0.0	0.0	0.0	0.0	0.0	0.0	0.0
42.5°	0.0	0.0	0.0	0.0	0.0	0.0	0.0	0.0	0.0	0.0	0.0
45°	0.0	0.0	0.0	0.0	0.0	0.0	0.0	0.0	0.0	0.0	0.0
47.5°	0.0	0.0	0.0	0.0	0.0	0.0	0.0	0.0	0.0	0.0	0.0
50°	0.0	0.0	0.0	0.0	0.0	0.0	0.0	0.0	0.0	0.0	0.0
52.5°	0.0	0.0	0.0	0.0	0.0	0.0	0.0	0.0	0.0	0.0	0.0
55°	0.0	0.0	0.0	0.0	0.0	0.0	0.0	0.0	0.0	0.0	0.0
57.5°	0.0	0.0	0.0	0.0	0.0	0.0	0.0	0.0	0.0	0.0	0.0
60°	0.0	0.0	0.0	0.0	0.0	0.0	0.0	0.0	0.0	0.0	0.0
62.5°	0.0	0.0	0.0	0.0	0.0	0.0	0.0	0.0	0.0	0.0	0.0
65°	0.0	0.0	0.0	0.0	0.0	0.0	0.0	0.0	0.0	0.0	0.0
67.5°	0.0	0.0	0.0	0.0	0.0	0.0	0.0	0.0	0.0	0.0	0.0
70°	0.0	0.0	0.0	0.0	0.0	0.0	0.0	0.0	0.0	0.0	0.0
72.5°	0.0	0.0	0.0	0.0	0.0	0.0	0.0	0.0	0.0	0.0	0.0
75°	0.0	0.0	0.0	0.0	0.0	0.0	0.0	0.0	0.0	0.0	0.0
77.5°	0.0	0.0	0.0	0.0	0.0	0.0	0.0	0.0	0.0	0.0	0.0
80°	0.0	0.0	0.0	0.0	0.0	0.0	0.0	0.0	0.0	0.0	0.0
82.5°	0.0	0.0	0.0	0.0	0.0	0.0	0.0	0.0	0.0	0.0	0.0
85°	0.0	0.0	0.0	0.0	0.0	0.0	0.0	0.0	0.0	0.0	0.0
87.5°	0.0	0.0	0.0	0.0	0.0	0.0	0.0	0.0	0.0	0.0	0.0
90°	0.0	0.0	0.0	0.0	0.0	0.0	0.0	0.0	0.0	0.0	0.0
92.5°	0.0	0.0	0.0	0.0	0.0	0.0	0.0	0.0	0.0	0.0	0.0
95°	0.0	0.0	0.0	0.0	0.0	0.0	0.0	0.0	0.0	0.0	0.0
97.5°	0.0	0.0	0.0	0.0	0.0	0.0	0.0	0.0	0.0	0.0	0.0
100°	0.0	0.0	0.0	0.0	0.0	0.0	0.0	0.0	0.0	0.0	0.0
102.5°	0.0	0.0	0.0	0.0	0.0	0.0	0.0	0.0	0.0	0.0	0.0
105°	0.0	0.0	0.0	0.0	0.0	0.0	0.0	0.0	0.0	0.0	0.0
107.5°	0.0	0.0	0.0	0.0	0.0	0.0	0.0	0.0	0.0	0.0	0.0
110°	0.0	0.0	0.0	0.0	0.0	0.0	0.0	0.0	0.0	0.0	0.0



REPORT NUMBER: G2-2410-241-5
 CATALOG NUMBER: 1235C-##-#-4LEDG2-120/12-CS

CANDELA DISTRIBUTION (continued):

	192.5°	195°	197.5°	200°	202.5°	205°	207.5°	210°	212.5°	215°	217.5°
112.5°	0.0	0.0	0.0	0.0	0.0	0.0	0.0	0.0	0.0	0.0	0.0
115°	0.0	0.0	0.0	0.0	0.0	0.0	0.0	0.0	0.0	0.0	0.0
117.5°	0.0	0.0	0.0	0.0	0.0	0.0	0.0	0.0	0.0	0.0	0.0
120°	0.0	0.0	0.0	0.0	0.0	0.0	0.0	0.0	0.0	0.0	0.0
122.5°	0.0	0.0	0.0	0.0	0.0	0.0	0.0	0.0	0.0	0.0	0.0
125°	0.0	0.0	0.0	0.0	0.0	0.0	0.0	0.0	0.0	0.0	0.0
127.5°	0.0	0.0	0.0	0.0	0.0	0.0	0.0	0.0	0.0	0.0	0.0
130°	0.0	0.0	0.0	0.0	0.0	0.0	0.0	0.0	0.0	0.0	0.0
132.5°	0.0	0.0	0.0	0.0	0.0	0.0	0.0	0.0	0.0	0.0	0.0
135°	0.0	0.0	0.0	0.0	0.0	0.0	0.0	0.0	0.0	0.0	0.0
137.5°	0.0	0.0	0.0	0.0	0.0	0.0	0.0	0.0	0.0	0.0	0.0
140°	0.0	0.0	0.0	0.0	0.0	0.0	0.0	0.0	0.0	0.0	0.0
142.5°	0.0	0.0	0.0	0.0	0.0	0.0	0.0	0.0	0.0	0.0	0.0
145°	0.0	0.0	0.0	0.0	0.0	0.0	0.0	0.0	0.0	0.0	0.0
147.5°	0.0	0.0	0.0	0.0	0.0	0.0	0.0	0.0	0.0	0.0	0.0
150°	0.0	0.0	0.0	0.0	0.0	0.0	0.0	0.0	0.0	0.0	0.0
152.5°	0.0	0.0	0.0	0.0	0.0	0.0	0.0	0.0	0.0	0.0	0.0
155°	0.0	0.0	0.0	0.0	0.0	0.0	0.0	0.0	0.0	0.0	0.0
157.5°	0.0	0.0	0.0	0.0	0.0	0.0	0.0	0.0	0.0	0.0	0.0
160°	0.0	0.0	0.0	0.0	0.0	0.0	0.0	0.0	0.0	0.0	0.0
162.5°	0.0	0.0	0.0	0.0	0.0	0.0	0.0	0.0	0.0	0.0	0.0
165°	0.0	0.0	0.0	0.0	0.0	0.0	0.0	0.0	0.0	0.0	0.0
167.5°	0.0	0.0	0.0	0.0	0.0	0.0	0.0	0.0	0.0	0.0	0.0
170°	0.0	0.0	0.0	0.0	0.0	0.0	0.0	0.0	0.0	0.0	0.0
172.5°	0.0	0.0	0.0	0.0	0.0	0.0	0.0	0.0	0.0	0.0	0.0
175°	0.0	0.0	0.0	0.0	0.0	0.0	0.0	0.0	0.0	0.0	0.0
177.5°	0.0	0.0	0.0	0.0	0.0	0.0	0.0	0.0	0.0	0.0	0.0
180°	0.0	0.0	0.0	0.0	0.0	0.0	0.0	0.0	0.0	0.0	0.0



REPORT NUMBER: G2-2410-241-5
 CATALOG NUMBER: 1235C-##-#-4LEDG2-120/12-CS

CANDELA DISTRIBUTION (continued):

	220°	222.5°	225°	227.5°	230°	232.5°	235°	237.5°	240°	242.5°	245°
0°	0.0	0.0	0.0	0.0	0.0	0.0	0.0	0.0	0.0	0.0	0.0
2.5°	0.0	0.0	0.0	0.0	0.0	0.0	0.0	0.0	0.0	0.0	0.0
5°	0.0	0.0	0.0	0.0	0.0	0.0	0.0	0.0	0.0	0.0	0.0
7.5°	0.0	0.0	0.0	0.0	0.0	0.0	0.0	0.0	0.0	0.0	0.0
10°	0.0	0.0	0.0	0.0	0.0	0.0	0.0	0.0	0.0	0.0	0.0
12.5°	0.0	0.0	0.0	0.0	0.0	0.0	0.0	0.0	0.0	0.0	0.0
15°	0.0	0.0	0.0	0.0	0.0	0.0	0.0	0.0	0.0	0.0	0.0
17.5°	0.0	0.0	0.0	0.0	0.0	0.0	0.0	0.0	0.0	0.0	0.0
20°	0.0	0.0	0.0	0.0	0.0	0.0	0.0	0.0	0.0	0.0	0.0
22.5°	0.0	0.0	0.0	0.0	0.0	0.0	0.0	0.0	0.0	0.0	0.0
25°	0.0	0.0	0.0	0.0	0.0	0.0	0.0	0.0	0.0	0.0	0.0
27.5°	0.0	0.0	0.0	0.0	0.0	0.0	0.0	0.0	0.0	0.0	0.0
30°	0.0	0.0	0.0	0.0	0.0	0.0	0.0	0.0	0.0	0.0	0.0
32.5°	0.0	0.0	0.0	0.0	0.0	0.0	0.0	0.0	0.0	0.0	0.0
35°	0.0	0.0	0.0	0.0	0.0	0.0	0.0	0.0	0.0	0.0	0.0
37.5°	0.0	0.0	0.0	0.0	0.0	0.0	0.0	0.0	0.0	0.0	0.0
40°	0.0	0.0	0.0	0.0	0.0	0.0	0.0	0.0	0.0	0.0	0.0
42.5°	0.0	0.0	0.0	0.0	0.0	0.0	0.0	0.0	0.0	0.0	0.0
45°	0.0	0.0	0.0	0.0	0.0	0.0	0.0	0.0	0.0	0.0	0.0
47.5°	0.0	0.0	0.0	0.0	0.0	0.0	0.0	0.0	0.0	0.0	0.0
50°	0.0	0.0	0.0	0.0	0.0	0.0	0.0	0.0	0.0	0.0	0.0
52.5°	0.0	0.0	0.0	0.0	0.0	0.0	0.0	0.0	0.0	0.0	0.0
55°	0.0	0.0	0.0	0.0	0.0	0.0	0.0	0.0	0.0	0.0	0.0
57.5°	0.0	0.0	0.0	0.0	0.0	0.0	0.0	0.0	0.0	0.0	0.0
60°	0.0	0.0	0.0	0.0	0.0	0.0	0.0	0.0	0.0	0.0	0.0
62.5°	0.0	0.0	0.0	0.0	0.0	0.0	0.0	0.0	0.0	0.0	0.0
65°	0.0	0.0	0.0	0.0	0.0	0.0	0.0	0.0	0.0	0.0	0.0
67.5°	0.0	0.0	0.0	0.0	0.0	0.0	0.0	0.0	0.0	0.0	0.0
70°	0.0	0.0	0.0	0.0	0.0	0.0	0.0	0.0	0.0	0.0	0.0
72.5°	0.0	0.0	0.0	0.0	0.0	0.0	0.0	0.0	0.0	0.0	0.0
75°	0.0	0.0	0.0	0.0	0.0	0.0	0.0	0.0	0.0	0.0	0.0
77.5°	0.0	0.0	0.0	0.0	0.0	0.0	0.0	0.0	0.0	0.0	0.0
80°	0.0	0.0	0.0	0.0	0.0	0.0	0.0	0.0	0.0	0.0	0.0
82.5°	0.0	0.0	0.0	0.0	0.0	0.0	0.0	0.0	0.0	0.0	0.0
85°	0.0	0.0	0.0	0.0	0.0	0.0	0.0	0.0	0.0	0.0	0.0
87.5°	0.0	0.0	0.0	0.0	0.0	0.0	0.0	0.0	0.0	0.0	0.0
90°	0.0	0.0	0.0	0.0	0.0	0.0	0.0	0.0	0.0	0.0	0.0
92.5°	0.0	0.0	0.0	0.0	0.0	0.0	0.0	0.0	0.0	0.0	0.0
95°	0.0	0.0	0.0	0.0	0.0	0.0	0.0	0.0	0.0	0.0	0.0
97.5°	0.0	0.0	0.0	0.0	0.0	0.0	0.0	0.0	0.0	0.0	0.0
100°	0.0	0.0	0.0	0.0	0.0	0.0	0.0	0.0	0.0	0.0	0.0
102.5°	0.0	0.0	0.0	0.0	0.0	0.0	0.0	0.0	0.0	0.0	0.0
105°	0.0	0.0	0.0	0.0	0.0	0.0	0.0	0.0	0.0	0.0	0.0
107.5°	0.0	0.0	0.0	0.0	0.0	0.0	0.0	0.0	0.0	0.0	0.0
110°	0.0	0.0	0.0	0.0	0.0	0.0	0.0	0.0	0.0	0.0	0.0



REPORT NUMBER: G2-2410-241-5
 CATALOG NUMBER: 1235C-##-#-4LEDG2-120/12-CS

CANDELA DISTRIBUTION (continued):

	220°	222.5°	225°	227.5°	230°	232.5°	235°	237.5°	240°	242.5°	245°
112.5°	0.0	0.0	0.0	0.0	0.0	0.0	0.0	0.0	0.0	0.0	0.0
115°	0.0	0.0	0.0	0.0	0.0	0.0	0.0	0.0	0.0	0.0	0.0
117.5°	0.0	0.0	0.0	0.0	0.0	0.0	0.0	0.0	0.0	0.0	0.0
120°	0.0	0.0	0.0	0.0	0.0	0.0	0.0	0.0	0.0	0.0	0.0
122.5°	0.0	0.0	0.0	0.0	0.0	0.0	0.0	0.0	0.0	0.0	0.0
125°	0.0	0.0	0.0	0.0	0.0	0.0	0.0	0.0	0.0	0.0	0.0
127.5°	0.0	0.0	0.0	0.0	0.0	0.0	0.0	0.0	0.0	0.0	0.0
130°	0.0	0.0	0.0	0.0	0.0	0.0	0.0	0.0	0.0	0.0	0.0
132.5°	0.0	0.0	0.0	0.0	0.0	0.0	0.0	0.0	0.0	0.0	0.0
135°	0.0	0.0	0.0	0.0	0.0	0.0	0.0	0.0	0.0	0.0	0.0
137.5°	0.0	0.0	0.0	0.0	0.0	0.0	0.0	0.0	0.0	0.0	0.0
140°	0.0	0.0	0.0	0.0	0.0	0.0	0.0	0.0	0.0	0.0	0.0
142.5°	0.0	0.0	0.0	0.0	0.0	0.0	0.0	0.0	0.0	0.0	0.0
145°	0.0	0.0	0.0	0.0	0.0	0.0	0.0	0.0	0.0	0.0	0.0
147.5°	0.0	0.0	0.0	0.0	0.0	0.0	0.0	0.0	0.0	0.0	0.0
150°	0.0	0.0	0.0	0.0	0.0	0.0	0.0	0.0	0.0	0.0	0.0
152.5°	0.0	0.0	0.0	0.0	0.0	0.0	0.0	0.0	0.0	0.0	0.0
155°	0.0	0.0	0.0	0.0	0.0	0.0	0.0	0.0	0.0	0.0	0.0
157.5°	0.0	0.0	0.0	0.0	0.0	0.0	0.0	0.0	0.0	0.0	0.0
160°	0.0	0.0	0.0	0.0	0.0	0.0	0.0	0.0	0.0	0.0	0.0
162.5°	0.0	0.0	0.0	0.0	0.0	0.0	0.0	0.0	0.0	0.0	0.0
165°	0.0	0.0	0.0	0.0	0.0	0.0	0.0	0.0	0.0	0.0	0.0
167.5°	0.0	0.0	0.0	0.0	0.0	0.0	0.0	0.0	0.0	0.0	0.0
170°	0.0	0.0	0.0	0.0	0.0	0.0	0.0	0.0	0.0	0.0	0.0
172.5°	0.0	0.0	0.0	0.0	0.0	0.0	0.0	0.0	0.0	0.0	0.0
175°	0.0	0.0	0.0	0.0	0.0	0.0	0.0	0.0	0.0	0.0	0.0
177.5°	0.0	0.0	0.0	0.0	0.0	0.0	0.0	0.0	0.0	0.0	0.0
180°	0.0	0.0	0.0	0.0	0.0	0.0	0.0	0.0	0.0	0.0	0.0



REPORT NUMBER: G2-2410-241-5
 CATALOG NUMBER: 1235C-##-#-4LEDG2-120/12-CS

CANDELA DISTRIBUTION (continued):

	247.5°	250°	252.5°	255°	257.5°	260°	262.5°	265°	267.5°	270°	272.5°
0°	0.0	0.0	0.0	0.0	0.0	0.0	0.0	0.0	0.0	0.0	0.0
2.5°	0.0	0.0	0.0	0.0	0.0	0.0	0.0	0.0	0.0	0.0	0.0
5°	0.0	0.0	0.0	0.0	0.0	0.0	0.0	0.0	0.0	0.0	0.0
7.5°	0.0	0.0	0.0	0.0	0.0	0.0	0.0	0.0	0.0	0.0	0.0
10°	0.0	0.0	0.0	0.0	0.0	0.0	0.0	0.0	0.0	0.0	0.0
12.5°	0.0	0.0	0.0	0.0	0.0	0.0	0.0	0.0	0.0	0.0	0.0
15°	0.0	0.0	0.0	0.0	0.0	0.0	0.0	0.0	0.0	0.0	0.0
17.5°	0.0	0.0	0.0	0.0	0.0	0.0	0.0	0.0	0.0	0.0	0.0
20°	0.0	0.0	0.0	0.0	0.0	0.0	0.0	0.0	0.0	0.0	0.0
22.5°	0.0	0.0	0.0	0.0	0.0	0.0	0.0	0.0	0.0	0.0	0.0
25°	0.0	0.0	0.0	0.0	0.0	0.0	0.0	0.0	0.0	0.0	0.0
27.5°	0.0	0.0	0.0	0.0	0.0	0.0	0.0	0.0	0.0	0.0	0.0
30°	0.0	0.0	0.0	0.0	0.0	0.0	0.0	0.0	0.0	0.0	0.0
32.5°	0.0	0.0	0.0	0.0	0.0	0.0	0.0	0.0	0.0	0.0	0.1
35°	0.0	0.0	0.0	0.0	0.0	0.0	0.0	0.0	0.0	0.0	0.1
37.5°	0.0	0.0	0.0	0.0	0.0	0.0	0.0	0.0	0.0	0.0	0.1
40°	0.0	0.0	0.0	0.0	0.0	0.0	0.0	0.0	0.0	0.0	0.1
42.5°	0.0	0.0	0.0	0.0	0.0	0.0	0.0	0.0	0.0	0.0	0.1
45°	0.0	0.0	0.0	0.0	0.0	0.0	0.0	0.0	0.0	0.0	0.1
47.5°	0.0	0.0	0.0	0.0	0.0	0.0	0.0	0.0	0.0	0.0	0.1
50°	0.0	0.0	0.0	0.0	0.0	0.0	0.0	0.0	0.0	0.0	0.1
52.5°	0.0	0.0	0.0	0.0	0.0	0.0	0.0	0.0	0.0	0.0	0.1
55°	0.0	0.0	0.0	0.0	0.0	0.0	0.0	0.0	0.0	0.0	0.1
57.5°	0.0	0.0	0.0	0.0	0.0	0.0	0.0	0.0	0.0	0.0	0.1
60°	0.0	0.0	0.0	0.0	0.0	0.0	0.0	0.0	0.0	0.0	0.1
62.5°	0.0	0.0	0.0	0.0	0.0	0.0	0.0	0.0	0.0	0.0	0.1
65°	0.0	0.0	0.0	0.0	0.0	0.0	0.0	0.0	0.0	0.0	0.1
67.5°	0.0	0.0	0.0	0.0	0.0	0.0	0.0	0.0	0.0	0.0	0.1
70°	0.0	0.0	0.0	0.0	0.0	0.0	0.0	0.0	0.0	0.0	0.1
72.5°	0.0	0.0	0.0	0.0	0.0	0.0	0.0	0.0	0.0	0.0	0.1
75°	0.0	0.0	0.0	0.0	0.0	0.0	0.0	0.0	0.0	0.0	0.1
77.5°	0.0	0.0	0.0	0.0	0.0	0.0	0.0	0.0	0.0	0.0	0.1
80°	0.0	0.0	0.0	0.0	0.0	0.0	0.0	0.0	0.0	0.0	0.1
82.5°	0.0	0.0	0.0	0.0	0.0	0.0	0.0	0.0	0.0	0.0	0.1
85°	0.0	0.0	0.0	0.0	0.0	0.0	0.0	0.0	0.0	0.0	0.1
87.5°	0.0	0.0	0.0	0.0	0.0	0.0	0.0	0.0	0.0	0.0	0.1
90°	0.0	0.0	0.0	0.0	0.0	0.0	0.0	0.0	0.0	0.0	0.1
92.5°	0.0	0.0	0.0	0.0	0.0	0.0	0.0	0.0	0.0	0.0	0.1
95°	0.0	0.0	0.0	0.0	0.0	0.0	0.0	0.0	0.0	0.0	0.1
97.5°	0.0	0.0	0.0	0.0	0.0	0.0	0.0	0.0	0.0	0.0	0.1
100°	0.0	0.0	0.0	0.0	0.0	0.0	0.0	0.0	0.0	0.0	0.1
102.5°	0.0	0.0	0.0	0.0	0.0	0.0	0.0	0.0	0.0	0.0	0.1
105°	0.0	0.0	0.0	0.0	0.0	0.0	0.0	0.0	0.0	0.0	0.1
107.5°	0.0	0.0	0.0	0.0	0.0	0.0	0.0	0.0	0.0	0.0	0.1
110°	0.0	0.0	0.0	0.0	0.0	0.0	0.0	0.0	0.0	0.0	0.1



REPORT NUMBER: G2-2410-241-5
 CATALOG NUMBER: 1235C-##-#-4LEDG2-120/12-CS

CANDELA DISTRIBUTION (continued):

	247.5°	250°	252.5°	255°	257.5°	260°	262.5°	265°	267.5°	270°	272.5°
112.5°	0.0	0.0	0.0	0.0	0.0	0.0	0.0	0.0	0.0	0.0	0.1
115°	0.0	0.0	0.0	0.0	0.0	0.0	0.0	0.0	0.0	0.0	0.1
117.5°	0.0	0.0	0.0	0.0	0.0	0.0	0.0	0.0	0.0	0.0	0.1
120°	0.0	0.0	0.0	0.0	0.0	0.0	0.0	0.0	0.0	0.0	0.1
122.5°	0.0	0.0	0.0	0.0	0.0	0.0	0.0	0.0	0.0	0.0	0.1
125°	0.0	0.0	0.0	0.0	0.0	0.0	0.0	0.0	0.0	0.0	0.1
127.5°	0.0	0.0	0.0	0.0	0.0	0.0	0.0	0.0	0.0	0.0	0.1
130°	0.0	0.0	0.0	0.0	0.0	0.0	0.0	0.0	0.0	0.0	0.1
132.5°	0.0	0.0	0.0	0.0	0.0	0.0	0.0	0.0	0.0	0.0	0.1
135°	0.0	0.0	0.0	0.0	0.0	0.0	0.0	0.0	0.0	0.0	0.1
137.5°	0.0	0.0	0.0	0.0	0.0	0.0	0.0	0.0	0.0	0.0	0.1
140°	0.0	0.0	0.0	0.0	0.0	0.0	0.0	0.0	0.0	0.0	0.1
142.5°	0.0	0.0	0.0	0.0	0.0	0.0	0.0	0.0	0.0	0.0	0.1
145°	0.0	0.0	0.0	0.0	0.0	0.0	0.0	0.0	0.0	0.0	0.1
147.5°	0.0	0.0	0.0	0.0	0.0	0.0	0.0	0.0	0.0	0.0	0.1
150°	0.0	0.0	0.0	0.0	0.0	0.0	0.0	0.0	0.0	0.0	0.0
152.5°	0.0	0.0	0.0	0.0	0.0	0.0	0.0	0.0	0.0	0.0	0.0
155°	0.0	0.0	0.0	0.0	0.0	0.0	0.0	0.0	0.0	0.0	0.0
157.5°	0.0	0.0	0.0	0.0	0.0	0.0	0.0	0.0	0.0	0.0	0.0
160°	0.0	0.0	0.0	0.0	0.0	0.0	0.0	0.0	0.0	0.0	0.0
162.5°	0.0	0.0	0.0	0.0	0.0	0.0	0.0	0.0	0.0	0.0	0.0
165°	0.0	0.0	0.0	0.0	0.0	0.0	0.0	0.0	0.0	0.0	0.0
167.5°	0.0	0.0	0.0	0.0	0.0	0.0	0.0	0.0	0.0	0.0	0.0
170°	0.0	0.0	0.0	0.0	0.0	0.0	0.0	0.0	0.0	0.0	0.0
172.5°	0.0	0.0	0.0	0.0	0.0	0.0	0.0	0.0	0.0	0.0	0.0
175°	0.0	0.0	0.0	0.0	0.0	0.0	0.0	0.0	0.0	0.0	0.0
177.5°	0.0	0.0	0.0	0.0	0.0	0.0	0.0	0.0	0.0	0.0	0.0
180°	0.0	0.0	0.0	0.0	0.0	0.0	0.0	0.0	0.0	0.0	0.0



REPORT NUMBER: G2-2410-241-5

CATALOG NUMBER: 1235C-##-#-4LEDG2-120/12-CS

CANDELA DISTRIBUTION (continued):

	275°	277.5°	280°	282.5°	285°	287.5°	290°	292.5°	295°	297.5°	300°
0°	0.0	0.0	0.0	0.0	0.0	0.0	0.0	0.0	0.0	0.0	0.0
2.5°	0.0	0.0	0.0	0.0	0.0	0.0	0.0	0.0	0.0	0.0	0.0
5°	0.0	0.0	0.0	0.0	0.1	0.1	0.1	0.1	0.1	0.1	0.1
7.5°	0.0	0.0	0.1	0.1	0.1	0.1	0.1	0.1	0.1	0.1	0.1
10°	0.0	0.1	0.1	0.1	0.1	0.1	0.1	0.2	0.2	0.2	0.2
12.5°	0.0	0.1	0.1	0.1	0.1	0.1	0.2	0.2	0.2	0.2	0.2
15°	0.1	0.1	0.1	0.1	0.2	0.2	0.2	0.2	0.3	0.3	0.3
17.5°	0.1	0.1	0.1	0.1	0.2	0.2	0.2	0.3	0.3	0.3	0.4
20°	0.1	0.1	0.1	0.2	0.2	0.2	0.3	0.3	0.4	0.4	0.5
22.5°	0.1	0.1	0.2	0.2	0.2	0.3	0.3	0.4	0.4	0.5	0.6
25°	0.1	0.1	0.2	0.2	0.3	0.3	0.4	0.4	0.5	0.6	0.7
27.5°	0.1	0.1	0.2	0.2	0.3	0.3	0.4	0.5	0.6	0.7	0.8
30°	0.1	0.1	0.2	0.2	0.3	0.4	0.5	0.6	0.7	0.8	0.9
32.5°	0.1	0.2	0.2	0.3	0.3	0.4	0.5	0.6	0.7	0.8	1.0
35°	0.1	0.2	0.2	0.3	0.4	0.5	0.6	0.7	0.8	1.0	1.2
37.5°	0.1	0.2	0.2	0.3	0.4	0.5	0.7	0.8	0.9	1.1	1.3
40°	0.1	0.2	0.3	0.3	0.5	0.6	0.7	0.8	1.0	1.3	1.5
42.5°	0.1	0.2	0.3	0.4	0.5	0.6	0.8	0.9	1.2	1.4	1.7
45°	0.1	0.2	0.3	0.4	0.5	0.7	0.8	1.0	1.3	1.5	1.9
47.5°	0.1	0.2	0.3	0.4	0.6	0.7	0.9	1.1	1.4	1.7	2.2
50°	0.2	0.2	0.3	0.5	0.6	0.8	0.9	1.2	1.5	1.9	2.4
52.5°	0.2	0.2	0.3	0.5	0.6	0.8	1.0	1.3	1.6	2.1	2.6
55°	0.2	0.2	0.4	0.5	0.7	0.8	1.1	1.4	1.8	2.3	2.9
57.5°	0.2	0.3	0.4	0.5	0.7	0.9	1.2	1.5	1.9	2.5	3.1
60°	0.2	0.3	0.4	0.6	0.7	0.9	1.3	1.6	2.1	2.7	3.3
62.5°	0.2	0.3	0.4	0.6	0.8	1.0	1.3	1.7	2.3	2.9	3.5
65°	0.2	0.3	0.4	0.6	0.8	1.0	1.4	1.8	2.4	3.0	3.7
67.5°	0.2	0.3	0.4	0.6	0.8	1.1	1.4	1.9	2.5	3.2	3.9
70°	0.2	0.3	0.5	0.6	0.8	1.1	1.5	2.0	2.7	3.3	4.1
72.5°	0.2	0.3	0.5	0.7	0.8	1.2	1.5	2.1	2.8	3.5	4.3
75°	0.2	0.3	0.5	0.7	0.9	1.2	1.6	2.2	2.8	3.6	4.5
77.5°	0.2	0.3	0.5	0.7	0.9	1.2	1.6	2.2	2.9	3.7	4.6
80°	0.2	0.3	0.5	0.7	0.9	1.3	1.6	2.3	3.0	3.8	4.7
82.5°	0.2	0.3	0.5	0.7	0.9	1.3	1.7	2.3	3.0	3.8	4.8
85°	0.2	0.3	0.5	0.7	0.9	1.3	1.7	2.4	3.1	3.9	4.8
87.5°	0.2	0.3	0.5	0.7	0.9	1.3	1.7	2.4	3.1	3.9	4.9
90°	0.2	0.3	0.5	0.7	0.9	1.3	1.7	2.4	3.1	3.9	4.9
92.5°	0.2	0.3	0.5	0.7	0.9	1.3	1.7	2.4	3.1	3.9	4.9
95°	0.2	0.3	0.5	0.7	0.9	1.3	1.7	2.4	3.1	3.9	4.8
97.5°	0.2	0.3	0.5	0.7	0.9	1.3	1.7	2.3	3.0	3.8	4.8
100°	0.2	0.3	0.5	0.7	0.9	1.3	1.6	2.3	3.0	3.8	4.7
102.5°	0.2	0.3	0.5	0.7	0.9	1.2	1.6	2.2	2.9	3.7	4.6
105°	0.2	0.3	0.5	0.7	0.9	1.2	1.6	2.2	2.8	3.6	4.5
107.5°	0.2	0.3	0.5	0.7	0.8	1.2	1.5	2.1	2.8	3.5	4.3
110°	0.2	0.3	0.5	0.6	0.8	1.1	1.5	2.0	2.7	3.3	4.1



REPORT NUMBER: G2-2410-241-5
 CATALOG NUMBER: 1235C-##-#-4LEDG2-120/12-CS

CANDELA DISTRIBUTION (continued):

	275°	277.5°	280°	282.5°	285°	287.5°	290°	292.5°	295°	297.5°	300°
112.5°	0.2	0.3	0.4	0.6	0.8	1.1	1.4	1.9	2.5	3.2	3.9
115°	0.2	0.3	0.4	0.6	0.8	1.0	1.4	1.8	2.4	3.0	3.7
117.5°	0.2	0.3	0.4	0.6	0.8	1.0	1.3	1.7	2.3	2.9	3.5
120°	0.2	0.3	0.4	0.6	0.7	0.9	1.3	1.6	2.1	2.7	3.3
122.5°	0.2	0.3	0.4	0.5	0.7	0.9	1.2	1.5	1.9	2.5	3.1
125°	0.2	0.2	0.4	0.5	0.7	0.8	1.1	1.4	1.8	2.3	2.9
127.5°	0.2	0.2	0.3	0.5	0.6	0.8	1.0	1.3	1.6	2.1	2.6
130°	0.2	0.2	0.3	0.5	0.6	0.8	0.9	1.2	1.5	1.9	2.4
132.5°	0.1	0.2	0.3	0.4	0.6	0.7	0.9	1.1	1.4	1.7	2.2
135°	0.1	0.2	0.3	0.4	0.5	0.7	0.8	1.0	1.3	1.5	1.9
137.5°	0.1	0.2	0.3	0.4	0.5	0.6	0.8	0.9	1.2	1.4	1.7
140°	0.1	0.2	0.3	0.3	0.5	0.6	0.7	0.8	1.0	1.3	1.5
142.5°	0.1	0.2	0.2	0.3	0.4	0.5	0.7	0.8	0.9	1.1	1.3
145°	0.1	0.2	0.2	0.3	0.4	0.5	0.6	0.7	0.8	1.0	1.2
147.5°	0.1	0.2	0.2	0.3	0.3	0.4	0.5	0.6	0.7	0.8	1.0
150°	0.1	0.1	0.2	0.2	0.3	0.4	0.5	0.6	0.7	0.8	0.9
152.5°	0.1	0.1	0.2	0.2	0.3	0.3	0.4	0.5	0.6	0.7	0.8
155°	0.1	0.1	0.2	0.2	0.3	0.3	0.4	0.4	0.5	0.6	0.7
157.5°	0.1	0.1	0.2	0.2	0.2	0.3	0.3	0.4	0.4	0.5	0.6
160°	0.1	0.1	0.1	0.2	0.2	0.2	0.3	0.3	0.4	0.4	0.5
162.5°	0.1	0.1	0.1	0.1	0.2	0.2	0.2	0.3	0.3	0.3	0.4
165°	0.1	0.1	0.1	0.1	0.2	0.2	0.2	0.2	0.3	0.3	0.3
167.5°	0.0	0.1	0.1	0.1	0.1	0.1	0.2	0.2	0.2	0.2	0.2
170°	0.0	0.1	0.1	0.1	0.1	0.1	0.1	0.2	0.2	0.2	0.2
172.5°	0.0	0.0	0.1	0.1	0.1	0.1	0.1	0.1	0.1	0.1	0.1
175°	0.0	0.0	0.0	0.0	0.1	0.1	0.1	0.1	0.1	0.1	0.1
177.5°	0.0	0.0	0.0	0.0	0.0	0.0	0.0	0.0	0.0	0.0	0.0
180°	0.0	0.0	0.0	0.0	0.0	0.0	0.0	0.0	0.0	0.0	0.0



REPORT NUMBER: G2-2410-241-5

CATALOG NUMBER: 1235C-##-#-4LEDG2-120/12-CS

CANDELA DISTRIBUTION (continued):

	302.5°	305°	307.5°	310°	312.5°	315°	317.5°	320°	322.5°	325°	327.5°
0°	0.0	0.0	0.0	0.0	0.0	0.0	0.0	0.0	0.0	0.0	0.0
2.5°	0.1	0.1	0.1	0.1	0.1	0.1	0.1	0.1	0.1	0.1	0.1
5°	0.1	0.1	0.1	0.1	0.1	0.1	0.1	0.2	0.2	0.2	0.2
7.5°	0.2	0.2	0.2	0.2	0.2	0.2	0.2	0.2	0.2	0.2	0.3
10°	0.2	0.2	0.2	0.3	0.3	0.3	0.3	0.3	0.3	0.4	0.4
12.5°	0.3	0.3	0.3	0.3	0.4	0.4	0.4	0.5	0.5	0.5	0.5
15°	0.3	0.4	0.4	0.5	0.5	0.5	0.6	0.6	0.6	0.7	0.7
17.5°	0.4	0.5	0.5	0.6	0.6	0.7	0.7	0.8	0.8	0.8	0.9
20°	0.5	0.6	0.7	0.7	0.8	0.8	0.9	0.9	1.0	1.1	1.2
22.5°	0.6	0.7	0.8	0.8	0.9	1.0	1.1	1.2	1.3	1.4	1.5
25°	0.7	0.8	0.9	1.0	1.2	1.3	1.4	1.5	1.6	1.8	1.9
27.5°	0.8	1.0	1.1	1.3	1.4	1.5	1.7	1.9	2.1	2.3	2.5
30°	1.0	1.2	1.3	1.5	1.7	1.9	2.2	2.4	2.6	2.9	3.1
32.5°	1.2	1.4	1.6	1.8	2.1	2.4	2.6	2.9	3.2	3.5	3.7
35°	1.4	1.6	1.8	2.2	2.5	2.8	3.1	3.4	3.8	4.1	4.5
37.5°	1.6	1.8	2.2	2.5	2.9	3.3	3.6	4.0	4.5	4.9	5.3
40°	1.8	2.2	2.6	2.9	3.3	3.8	4.2	4.7	5.2	5.6	6.1
42.5°	2.1	2.5	2.9	3.3	3.8	4.3	4.8	5.4	5.9	6.4	7.0
45°	2.4	2.8	3.3	3.8	4.3	4.9	5.5	6.0	6.7	7.3	8.0
47.5°	2.6	3.1	3.6	4.2	4.8	5.5	6.1	6.8	7.5	8.3	9.1
50°	2.9	3.4	4.0	4.7	5.4	6.0	6.8	7.6	8.5	9.4	10.4
52.5°	3.2	3.8	4.5	5.2	5.9	6.7	7.5	8.5	9.5	10.6	11.8
55°	3.5	4.1	4.9	5.6	6.4	7.3	8.3	9.4	10.6	11.9	13.4
57.5°	3.7	4.5	5.3	6.1	7.0	8.0	9.1	10.4	11.8	13.4	15.3
60°	4.0	4.8	5.6	6.5	7.6	8.7	10.0	11.4	13.1	15.0	17.3
62.5°	4.3	5.1	6.0	7.0	8.1	9.4	10.9	12.5	14.5	16.9	19.7
65°	4.6	5.4	6.4	7.5	8.7	10.1	11.7	13.7	16.1	18.9	22.2
67.5°	4.8	5.7	6.7	7.9	9.3	10.8	12.7	14.9	17.6	21.1	25.2
70°	5.0	6.0	7.0	8.3	9.8	11.5	13.6	16.2	19.3	23.3	28.2
72.5°	5.2	6.2	7.4	8.7	10.3	12.2	14.5	17.4	21.0	25.6	31.1
75°	5.4	6.4	7.7	9.1	10.8	12.8	15.3	18.5	22.6	27.7	33.9
77.5°	5.6	6.6	7.9	9.4	11.2	13.4	16.2	19.7	24.2	29.9	36.6
80°	5.7	6.8	8.1	9.7	11.6	13.9	16.9	20.7	25.6	31.8	38.9
82.5°	5.8	6.9	8.3	9.9	11.8	14.3	17.4	21.5	26.8	33.3	40.8
85°	5.8	7.0	8.4	10.1	12.0	14.6	17.8	22.0	27.6	34.3	42.1
87.5°	5.9	7.1	8.5	10.2	12.2	14.8	18.1	22.5	28.2	35.2	43.2
90°	5.9	7.1	8.5	10.2	12.2	14.8	18.1	22.5	28.2	35.2	43.2
92.5°	5.9	7.1	8.5	10.2	12.2	14.8	18.1	22.5	28.2	35.2	43.2
95°	5.8	7.0	8.4	10.1	12.0	14.6	17.8	22.0	27.6	34.3	42.1
97.5°	5.8	6.9	8.3	9.9	11.8	14.3	17.4	21.5	26.8	33.3	40.8
100°	5.7	6.8	8.1	9.7	11.6	13.9	16.9	20.7	25.6	31.8	38.9
102.5°	5.6	6.6	7.9	9.4	11.2	13.4	16.2	19.7	24.2	29.9	36.6
105°	5.4	6.4	7.7	9.1	10.8	12.8	15.3	18.5	22.6	27.7	33.9
107.5°	5.2	6.2	7.4	8.7	10.3	12.2	14.5	17.4	21.0	25.6	31.1
110°	5.0	6.0	7.0	8.3	9.8	11.5	13.6	16.2	19.3	23.3	28.2



REPORT NUMBER: G2-2410-241-5
 CATALOG NUMBER: 1235C-##-#-4LEDG2-120/12-CS

CANDELA DISTRIBUTION (continued):

	302.5°	305°	307.5°	310°	312.5°	315°	317.5°	320°	322.5°	325°	327.5°
112.5°	4.8	5.7	6.7	7.9	9.3	10.8	12.7	14.9	17.6	21.1	25.2
115°	4.6	5.4	6.4	7.5	8.7	10.1	11.7	13.7	16.1	18.9	22.2
117.5°	4.3	5.1	6.0	7.0	8.1	9.4	10.9	12.5	14.5	16.9	19.7
120°	4.0	4.8	5.6	6.5	7.6	8.7	10.0	11.4	13.1	15.0	17.3
122.5°	3.7	4.5	5.3	6.1	7.0	8.0	9.1	10.4	11.8	13.4	15.3
125°	3.5	4.1	4.9	5.6	6.4	7.3	8.3	9.4	10.6	11.9	13.4
127.5°	3.2	3.8	4.5	5.2	5.9	6.7	7.5	8.5	9.5	10.6	11.8
130°	2.9	3.4	4.0	4.7	5.4	6.0	6.8	7.6	8.5	9.4	10.4
132.5°	2.6	3.1	3.6	4.2	4.8	5.5	6.1	6.8	7.5	8.3	9.1
135°	2.4	2.8	3.3	3.8	4.3	4.9	5.5	6.0	6.7	7.3	8.0
137.5°	2.1	2.5	2.9	3.3	3.8	4.3	4.8	5.4	5.9	6.4	7.0
140°	1.8	2.2	2.6	2.9	3.3	3.8	4.2	4.7	5.2	5.6	6.1
142.5°	1.6	1.8	2.2	2.5	2.9	3.3	3.6	4.0	4.5	4.9	5.3
145°	1.4	1.6	1.8	2.2	2.5	2.8	3.1	3.4	3.8	4.1	4.5
147.5°	1.2	1.4	1.6	1.8	2.1	2.4	2.6	2.9	3.2	3.5	3.7
150°	1.0	1.2	1.3	1.5	1.7	1.9	2.2	2.4	2.6	2.9	3.1
152.5°	0.8	1.0	1.1	1.3	1.4	1.5	1.7	1.9	2.1	2.3	2.5
155°	0.7	0.8	0.9	1.0	1.2	1.3	1.4	1.5	1.6	1.8	1.9
157.5°	0.6	0.7	0.8	0.8	0.9	1.0	1.1	1.2	1.3	1.4	1.5
160°	0.5	0.6	0.7	0.7	0.8	0.8	0.9	0.9	1.0	1.1	1.2
162.5°	0.4	0.5	0.5	0.6	0.6	0.7	0.7	0.8	0.8	0.8	0.9
165°	0.3	0.4	0.4	0.5	0.5	0.5	0.6	0.6	0.6	0.7	0.7
167.5°	0.3	0.3	0.3	0.3	0.4	0.4	0.4	0.5	0.5	0.5	0.5
170°	0.2	0.2	0.2	0.3	0.3	0.3	0.3	0.3	0.3	0.4	0.4
172.5°	0.2	0.2	0.2	0.2	0.2	0.2	0.2	0.2	0.2	0.2	0.3
175°	0.1	0.1	0.1	0.1	0.1	0.1	0.1	0.2	0.2	0.2	0.2
177.5°	0.1	0.1	0.1	0.1	0.1	0.1	0.1	0.1	0.1	0.1	0.1
180°	0.0	0.0	0.0	0.0	0.0	0.0	0.0	0.0	0.0	0.0	0.0



REPORT NUMBER: G2-2410-241-5

CATALOG NUMBER: 1235C-##-#-4LEDG2-120/12-CS

CANDELA DISTRIBUTION (continued):

	330°	332.5°	335°	337.5°	340°	342.5°	345°	347.5°	350°	352.5°	355°
0°	0.0	0.0	0.0	0.0	0.0	0.0	0.0	0.0	0.0	0.0	0.0
2.5°	0.1	0.1	0.1	0.1	0.1	0.1	0.1	0.1	0.1	0.1	0.1
5°	0.2	0.2	0.2	0.2	0.2	0.2	0.2	0.2	0.2	0.2	0.2
7.5°	0.3	0.3	0.3	0.3	0.3	0.3	0.3	0.3	0.3	0.3	0.3
10°	0.4	0.4	0.4	0.4	0.5	0.5	0.5	0.5	0.5	0.5	0.5
12.5°	0.6	0.6	0.6	0.6	0.6	0.7	0.7	0.7	0.7	0.7	0.7
15°	0.7	0.8	0.8	0.8	0.8	0.8	0.9	0.9	0.9	0.9	0.9
17.5°	0.9	1.0	1.0	1.1	1.1	1.2	1.2	1.2	1.3	1.3	1.3
20°	1.3	1.3	1.4	1.4	1.5	1.5	1.6	1.6	1.6	1.7	1.7
22.5°	1.6	1.7	1.8	1.9	2.0	2.1	2.2	2.2	2.3	2.3	2.4
25°	2.1	2.3	2.4	2.5	2.7	2.8	2.8	2.9	3.0	3.0	3.1
27.5°	2.7	2.9	3.0	3.2	3.3	3.5	3.6	3.7	3.8	3.8	3.9
30°	3.3	3.5	3.7	3.9	4.1	4.3	4.5	4.6	4.7	4.8	4.8
32.5°	4.0	4.3	4.6	4.8	5.0	5.2	5.4	5.6	5.7	5.8	5.8
35°	4.8	5.1	5.4	5.7	6.0	6.2	6.4	6.6	6.8	6.9	7.0
37.5°	5.6	6.0	6.4	6.7	7.0	7.4	7.7	7.9	8.1	8.3	8.4
40°	6.5	7.0	7.5	7.9	8.3	8.7	9.1	9.4	9.7	9.9	10.1
42.5°	7.6	8.1	8.7	9.3	9.8	10.3	10.8	11.2	11.6	11.8	12.0
45°	8.7	9.4	10.1	10.8	11.5	12.2	12.8	13.4	13.9	14.3	14.6
47.5°	10.0	10.9	11.7	12.7	13.6	14.5	15.3	16.2	16.9	17.4	17.8
50°	11.4	12.5	13.7	14.9	16.2	17.4	18.5	19.7	20.7	21.5	22.0
52.5°	13.1	14.5	16.1	17.6	19.3	21.0	22.6	24.2	25.6	26.8	27.6
55°	15.0	16.9	18.9	21.1	23.3	25.6	27.7	29.9	31.8	33.3	34.3
57.5°	17.3	19.7	22.2	25.2	28.2	31.1	33.9	36.6	38.9	40.8	42.1
60°	20.0	22.9	26.4	30.0	33.7	37.4	40.9	43.9	46.6	48.7	50.3
62.5°	22.9	26.8	31.0	35.3	39.9	44.1	48.0	51.5	54.3	56.5	58.2
65°	26.4	31.0	35.9	41.1	46.2	50.9	55.0	58.6	61.4	63.6	65.2
67.5°	30.0	35.3	41.1	46.9	52.3	57.2	61.4	64.9	67.6	69.5	70.9
70°	33.7	39.9	46.2	52.3	57.9	62.8	66.9	70.0	72.5	74.2	75.5
72.5°	37.4	44.1	50.9	57.2	62.8	67.5	71.2	74.1	76.6	78.0	79.1
75°	40.9	48.0	55.0	61.4	66.9	71.2	74.6	77.4	79.5	80.8	81.6
77.5°	43.9	51.5	58.6	64.9	70.0	74.1	77.4	80.0	81.5	82.5	82.9
80°	46.6	54.3	61.4	67.6	72.5	76.6	79.5	81.5	82.7	83.3	83.6
82.5°	48.7	56.5	63.6	69.5	74.2	78.0	80.8	82.5	83.3	83.8	84.2
85°	50.3	58.2	65.2	70.9	75.5	79.1	81.6	82.9	83.6	84.2	84.6
87.5°	51.5	59.2	66.2	71.8	76.3	79.9	82.1	83.2	83.8	84.5	84.7
90°	51.5	59.5	66.5	72.1	76.6	80.1	82.3	83.3	83.9	84.6	84.7
92.5°	51.5	59.2	66.2	71.8	76.3	79.9	82.1	83.2	83.8	84.5	84.7
95°	50.3	58.2	65.2	70.9	75.5	79.1	81.6	82.9	83.6	84.2	84.6
97.5°	48.7	56.5	63.6	69.5	74.2	78.0	80.8	82.5	83.3	83.8	84.2
100°	46.6	54.3	61.4	67.6	72.5	76.6	79.5	81.5	82.7	83.3	83.6
102.5°	43.9	51.5	58.6	64.9	70.0	74.1	77.4	80.0	81.5	82.5	82.9
105°	40.9	48.0	55.0	61.4	66.9	71.2	74.6	77.4	79.5	80.8	81.6
107.5°	37.4	44.1	50.9	57.2	62.8	67.5	71.2	74.1	76.6	78.0	79.1
110°	33.7	39.9	46.2	52.3	57.9	62.8	66.9	70.0	72.5	74.2	75.5



REPORT NUMBER: G2-2410-241-5
 CATALOG NUMBER: 1235C-##-#-4LEDG2-120/12-CS

CANDELA DISTRIBUTION (continued):

	330°	332.5°	335°	337.5°	340°	342.5°	345°	347.5°	350°	352.5°	355°
112.5°	30.0	35.3	41.1	46.9	52.3	57.2	61.4	64.9	67.6	69.5	70.9
115°	26.4	31.0	35.9	41.1	46.2	50.9	55.0	58.6	61.4	63.6	65.2
117.5°	22.9	26.8	31.0	35.3	39.9	44.1	48.0	51.5	54.3	56.5	58.2
120°	20.0	22.9	26.4	30.0	33.7	37.4	40.9	43.9	46.6	48.7	50.3
122.5°	17.3	19.7	22.2	25.2	28.2	31.1	33.9	36.6	38.9	40.8	42.1
125°	15.0	16.9	18.9	21.1	23.3	25.6	27.7	29.9	31.8	33.3	34.3
127.5°	13.1	14.5	16.1	17.6	19.3	21.0	22.6	24.2	25.6	26.8	27.6
130°	11.4	12.5	13.7	14.9	16.2	17.4	18.5	19.7	20.7	21.5	22.0
132.5°	10.0	10.9	11.7	12.7	13.6	14.5	15.3	16.2	16.9	17.4	17.8
135°	8.7	9.4	10.1	10.8	11.5	12.2	12.8	13.4	13.9	14.3	14.6
137.5°	7.6	8.1	8.7	9.3	9.8	10.3	10.8	11.2	11.6	11.8	12.0
140°	6.5	7.0	7.5	7.9	8.3	8.7	9.1	9.4	9.7	9.9	10.1
142.5°	5.6	6.0	6.4	6.7	7.0	7.4	7.7	7.9	8.1	8.3	8.4
145°	4.8	5.1	5.4	5.7	6.0	6.2	6.4	6.6	6.8	6.9	7.0
147.5°	4.0	4.3	4.6	4.8	5.0	5.2	5.4	5.6	5.7	5.8	5.8
150°	3.3	3.5	3.7	3.9	4.1	4.3	4.5	4.6	4.7	4.8	4.8
152.5°	2.7	2.9	3.0	3.2	3.3	3.5	3.6	3.7	3.8	3.8	3.9
155°	2.1	2.3	2.4	2.5	2.7	2.8	2.8	2.9	3.0	3.0	3.1
157.5°	1.6	1.7	1.8	1.9	2.0	2.1	2.2	2.2	2.3	2.3	2.4
160°	1.3	1.3	1.4	1.4	1.5	1.5	1.6	1.6	1.6	1.7	1.7
162.5°	0.9	1.0	1.0	1.1	1.1	1.2	1.2	1.2	1.3	1.3	1.3
165°	0.7	0.8	0.8	0.8	0.8	0.8	0.9	0.9	0.9	0.9	0.9
167.5°	0.6	0.6	0.6	0.6	0.6	0.7	0.7	0.7	0.7	0.7	0.7
170°	0.4	0.4	0.4	0.4	0.5	0.5	0.5	0.5	0.5	0.5	0.5
172.5°	0.3	0.3	0.3	0.3	0.3	0.3	0.3	0.3	0.3	0.3	0.3
175°	0.2	0.2	0.2	0.2	0.2	0.2	0.2	0.2	0.2	0.2	0.2
177.5°	0.1	0.1	0.1	0.1	0.1	0.1	0.1	0.1	0.1	0.1	0.1
180°	0.0	0.0	0.0	0.0	0.0	0.0	0.0	0.0	0.0	0.0	0.0



REPORT NUMBER: G2-2410-241-5
 CATALOG NUMBER: 1235C-##-#-4LEDG2-120/12-CS

CANDELA DISTRIBUTION (continued):

	357.5°	360°
0°	0.0	0.0
2.5°	0.1	0.1
5°	0.2	0.2
7.5°	0.3	0.3
10°	0.5	0.5
12.5°	0.7	0.7
15°	0.9	0.9
17.5°	1.3	1.3
20°	1.7	1.7
22.5°	2.4	2.4
25°	3.1	3.1
27.5°	3.9	3.9
30°	4.9	4.9
32.5°	5.9	5.9
35°	7.1	7.1
37.5°	8.5	8.5
40°	10.2	10.2
42.5°	12.2	12.2
45°	14.8	14.8
47.5°	18.1	18.1
50°	22.5	22.5
52.5°	28.2	28.2
55°	35.2	35.2
57.5°	43.2	43.2
60°	51.5	51.5
62.5°	59.2	59.5
65°	66.2	66.5
67.5°	71.8	72.1
70°	76.3	76.6
72.5°	79.9	80.1
75°	82.1	82.3
77.5°	83.2	83.3
80°	83.8	83.9
82.5°	84.5	84.6
85°	84.7	84.7
87.5°	84.7	84.7
90°	84.7	85.5
92.5°	84.7	84.7
95°	84.7	84.7
97.5°	84.5	84.6
100°	83.8	83.9
102.5°	83.2	83.3
105°	82.1	82.3
107.5°	79.9	80.1
110°	76.3	76.6



REPORT NUMBER: G2-2410-241-5
CATALOG NUMBER: 1235C-##-#-4LEDG2-120/12-CS

CANDELA DISTRIBUTION (continued):

	357.5°	360°
112.5°	71.8	72.1
115°	66.2	66.5
117.5°	59.2	59.5
120°	51.5	51.5
122.5°	43.2	43.2
125°	35.2	35.2
127.5°	28.2	28.2
130°	22.5	22.5
132.5°	18.1	18.1
135°	14.8	14.8
137.5°	12.2	12.2
140°	10.2	10.2
142.5°	8.5	8.5
145°	7.1	7.1
147.5°	5.9	5.9
150°	4.9	4.9
152.5°	3.9	3.9
155°	3.1	3.1
157.5°	2.4	2.4
160°	1.7	1.7
162.5°	1.3	1.3
165°	0.9	0.9
167.5°	0.7	0.7
170°	0.5	0.5
172.5°	0.3	0.3
175°	0.2	0.2
177.5°	0.1	0.1
180°	0.0	0.0

(END OF REPORT)